

RENAISSANCE

Model Code RL128



Designer: centro studi interno.

Structure: pinewood, multilayer and plywood covered with polyurethane foam.

Spring system: elastic webbing

Seat Padding: seat cushions with pocket springs, in ecologic polyurethane foam covered with 100% polyester layer.

Back Padding: back cushions and headrests in ecological polyurethane foam covered with 100% polyester layer.

Arm Interior: armrests in ecological polyurethane foam covered with 100% polyester layer.

Removability: not available.

Sewing: leather covers feasible with contrast stitching in the colors available; cuts and sewing vary on microfiber (or fabric) coverings.

Mechanisms: the model is equipped with headrests that can be manually lifted on non-reclining fixed versions and on electric recliner versions with manual headrests. Electrically liftable headrests on electric recliner versions. Electric recliner versions available with electrically liftable headrests and electric recliner mechanisms, that can be independently operated by a button panel (puls_1) positioned on the outer side of the armrests. The depth of the model with open recliner is 158 cm. The height of the model with lifted headrest is 98 cm.

Components: inside button panel.

Standard feet: Antracite and Matt-Black finishing

Density of seat and back kg/cbm (±5%) ⁽¹⁾

| Markets | Seat | Back |
|------------------|-------------------|-------------------|
| I | 30 | 25 |
| D - NL - CH | | |
| USA - California | | |
| GB | 37 fire retardant | 27 fire retardant |
| Others | 30 | 25 |

Note: when no values/contents are specified in the chart, please refer to 'Others' field/area.

⁽¹⁾Density: volume mass apparently determined on materials without any kind of covers and according to the UNI EN ISO 845 regulations. Indicated values refer to production averages; the Company reserves the right, if needed, to make changes to the declared technical characteristics. Before use, it is advisable to look at the SAFETY INFORMATION TECHNIQUE for info regarding use and protection of people and of the environment, in compliance with existing EEC regulations.

Coverings

| | suggested | not suggested | not possible |
|-----------------------|-----------|---------------|--------------|
| thick leathers | ✓ | | |
| thin elastic leathers | ✓ | | |
| natural leathers | ✓ | | |
| fabric* | ✓ | | |
| microfibre* | ✓ | | |
| leather + split | ✓ | | |
| DeLuxe | | | ✓ |
| multi colour** | | | ✓ |
| multi-category** | | | ✓ |
| multi covering** | | | ✓ |

Please note: for not removable models, only one colour fabric covers are available.

* fabrics and microfibers are not available for the U.K. market

Components / Optional vers.

| | | |
|--|--|--|
| | | |
|--|--|--|

Feet

| | | |
|--|--|--|
| | | |
| | | |

Ottoman

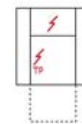
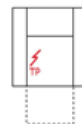
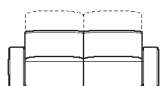
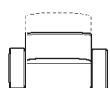
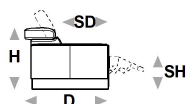
| | | |
|--|--|--|
| | | |
|--|--|--|

With the reservation of carrying for production purposes and without advanced notices modifications on the materials, coverings and dimensions of the product as indicated in the relevant specification. The given dimensions and volume are of indicative value being subject to the production process tolerances. For normal use, the following maximum loads are recommended: Armchairs max. 120 kg, 2-seat sofas max. 200 kg (2x100 kg), 3-seat sofas max. 240 kg (3x80 kg). Use with loads exceeding the indicated values may cause the sofa/armchair or its components to break.


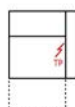
↑ fold following the dotted line ↑

RENAISSANCE

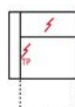
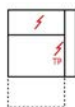
L Length - H Height - D Depth - SH Seat Height - SD Seat Depth
 Dimensions refer to maximum sizes of the version with closed mechanism (where available).



| dimensions | L 115/46" H80/32" D110/44" SH48/19" SD56/22" | L 180/71" H80/32" D110/44" SH48/19" SD56/22" | L 220/87" H80/32" D110/44" SH48/19" SD56/22" | L 115/46" H80/32" D110/44" SH48/19" SD56/22" | L 115/46" H80/32" D110/44" SH48/19" SD56/22" |
|--------------|--|--|--|--|--|
| version code | 100 | 200 | 354 | 161 | QR0 |
| Description | chair | 2 seater | 3 seater maxi | el. rec. chair | el.rec. chair with el. headrest |



| | | | | | |
|---|---|--|--|---|---|
| L 90/36" H80/32" D110/44" SH48/19" SD56/22" | L 90/36" H80/32" D110/44" SH48/19" SD56/22" | L 110/44" H80/32" D110/44" SH48/19" SD56/22" | L 110/44" H80/32" D110/44" SH48/19" SD56/22" | L 90/36" H80/32" D110/44" SH48/19" SD56/22" | L 90/36" H80/32" D110/44" SH48/19" SD56/22" |
| C36 | C37 | 612 | 613 | QR1 | QR2 |
| rhf el.rec. mini chair | lhf el.rec. mini chair | rhf el.rec. maxi chair | lhf el.rec. maxi chair | rhf el.rec. mini chair with el.headrest | lhf el.rec. mini chair with el.headrest |



| | |
|--|--|
| L 110/44" H80/32" D110/44" SH48/19" SD56/22" | L 110/44" H80/32" D110/44" SH48/19" SD56/22" |
| QR5 | QR6 |
| rhf el.rec. maxi chair with el. headrest | lhf el.rec. maxi chair with el. headrest |

↓ fold following the dotted line ↓