

# DAVID

Model Code RL137



**Designer:** centro studi interno.

**Structure:** pinewood, multilayer and plywood covered with polyurethane foam.

**Spring system:** elastic webbing

**Seat Padding:** seat cushions with pocket springs, in ecologic polyurethane foam covered with 100% polyester layer.

**Back Padding:** back cushions and headrests in ecological polyurethane foam covered with 100% polyester layer.

**Arm Interior:** armrests in ecological polyurethane foam covered with 100% polyester layer.

**Removability:** not available.

**Sewing:** leather covers feasible with contrast stitching in the colors available; cuts and sewing vary on microfiber (or fabric) coverings.

**Mechanisms:** the model is equipped with headrests that can be manually lifted on non-reclining fixed versions and on electric recliner versions with manual headrests. Electrically liftable headrests on electric recliner versions. Electric recliner versions available with electrically liftable headrests and electric recliner mechanisms, that can be independently operated by a button panel (puls\_1) positioned on the outer side of the armrests. The depth of the model with open recliner is 158 cm. The height of the model with lifted headrest is 98 cm.

**Components:** outside button panel.

**Standard feet:** plastic feet.

## Density of seat and back kg/cbm (±5%) <sup>(1)</sup>

Markets	Seat	Back
I	30	25
D - NL - CH		
USA - California		
GB	37 fire retardant	27 fire retardant
Others	30	25

Note: when no values/contents are specified in the chart, please refer to 'Others' field/area.

<sup>(1)</sup>Density: volume mass apparently determined on materials without any kind of covers and according to the UNI EN ISO 845 regulations. Indicated values refer to production averages; the Company reserves the right, if needed, to make changes to the declared technical characteristics. Before use, it is advisable to look at the SAFETY INFORMATION TECHNIQUE for info regarding use and protection of people and of the environment, in compliance with existing EEC regulations.

## Coverings

	suggested	not suggested	not possible
thick leathers	✓		
thin elastic leathers	✓		
natural leathers	✓		
fabric*	✓		
microfibre*	✓		
leather + split			✓
DeLuxe			✓
multi colour**			✓
multi-category**			✓
multi covering**			✓

Please note: for not removable models, only one colour fabric covers are available.

\* fabrics and microfibers are not available for the U.K. market

## Components / Optional vers.



## Feet



## Ottoman

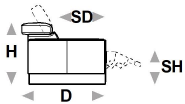


With the reservation of carrying for production purposes and without advanced notices modifications on the materials, coverings and dimensions of the product as indicated in the relevant specification. The given dimensions and volume are of indicative value being subject to the production process tolerances. For normal use, the following maximum loads are recommended: Armchairs max. 120 kg, 2-seat sofas max. 200 kg (2x100 kg), 3-seat sofas max. 240 kg (3x80 kg). Use with loads exceeding the indicated values may cause the sofa/armchair or its components to break.

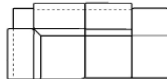
↑ fold following the dotted line ↑

# DAVID

L Length - H Height - D Depth - SH Seat Height - SD Seat Depth  
 Dimensions refer to maximum sizes of the version with closed mechanism (where available).



dimensions



L 238/94"  
 H81/32" D108/43"  
 SH43/17" SD56/22"

041

armchair corner  
 terminal right



L 238/94"  
 H81/32" D108/43"  
 SH43/17" SD56/22"

042

armchair corner  
 terminal left



L 75/30"  
 H81/32" D108/43"  
 SH43/17" SD56/22"

130

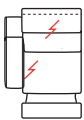
armless chair



L 99/39"  
 H81/32" D108/43"  
 SH43/17" SD56/22"

QR3

rhf el.rec. chair  
 with el.headrest



L 99/39"  
 H81/32" D108/43"  
 SH43/17" SD56/22"

QR4

lhf el.rec. chair  
 with el.headrest



L 99/39"  
 H81/32" D108/43"  
 SH43/17" SD56/22"

173

rhf el.rec. chair



L 99/39"  
 H81/32" D108/43"  
 SH43/17" SD56/22"

174

lhf el.rec. chair



L 75/30"  
 H81/32" D108/43"  
 SH43/17" SD56/22"

E95

armless el.rec.  
 chair



L 75/30"  
 H81/32" D108/43"  
 SH43/17" SD56/22"

QR7

armless el.rec.  
 chair with  
 el.headrest



L 40/16"  
 H81/32" D108/43"

CO9

low base



L 102/41"  
 H81/32" D108/43"  
 SH43/17" SD56/22"

040

square corner

↓ fold following the dotted line ↓