

**Model Code N8374**

date of issue 23-10-14 revision 00
revision of 19-02-24 (the present replaces any previous versions)

Designer: CENTRO STUDI NICOLETTI

Structure: pinewood, multilayer and plywood covered with polyurethane foam.

Spring system: elastic webbing.

Seat Padding: ecological polyurethane foam covered with 100% polyester padding.

Back Padding: back cushions and headrests in ecological polyurethane foam covered with 100% polyester padding.

Arm Interior: armrests in diversified density ecological polyurethane foam covered with 100% polyester padding.

Removability: not available

Sewing: leather coverings feasible with contrast stitching in the colors available; cuts and sewing vary on microfiber (or fabric) coverings.

Mechanisms: the model is equipped with manually liftable headrests on all versions with the exception of version 000, 041/042 which is equipped with one liftable headrest only and versions 095/096 which are equipped with two liftable headrests. The height of the model with uplifted headrest is 92 cm.

Standard feet: PM894 on front armrest sides, PM895 on rear armrest sides, all end sides and rectangular ottoman (635), both in shiny steel, h. 14 cm. Alternatively, it is possible to choose among the following finish options: titanium, graubraun, satinized, champagne and antique bronze, enclosed in the sample book. Some versions may be equipped with hidden feet with a supporting structural function.

Optional feet: shiny metal PM2115, h. 14.5 cm, also available in titanium, graubraun, antique bronze, white grey, green blue, red ruby, golden and satinized finish.

Density of seat and back kg/cbm (±5%) ⁽¹⁾

Markets	Seat	Back
I	35 Medium	25/30
D - NL - CH		
USA - California	35 soft	25/30 soft
GB	35 fire retardant	25 fire retardant
Others	35 Medium	25/30

⁽¹⁾Density: volume mass apparently determined on materials without any kind of covers and according to the UNI EN ISO 845 regulations. Indicated values refer to production averages; the Company reserves the right, if needed, to make changes to the declared technical characteristics. Before use, it is advisable to look at the SAFETY INFORMATION TECHNIQUE for info regarding use and protection of people and of the environment, in compliance with existing EEC regulations.

Coverings

	suggested	not suggested	not possible
thick leathers	✓		
thin elastic leathers	✓		
natural leathers	✓		
fabric	✓		
microfibre	✓		
leather + split	✓		
DeLuxe*			✓
multi colour**			✓
multi-category**			✓
multi covering**			✓

Please note: for not removable models, only one colour fabric covers are available.

* Deluxe, Fabrics and microfibers are not available for the U.K. - USA/CA - IE market.

**Feet**

PM894

PM895

PM2115

**Ottoman**

We reserve the right to amend materials, covers and product dimensions shown on the data sheet, for production purposes and without prior notice. The line drawings, graphic information, dimensions, and volume provided are approximate and may vary due to the tolerances allowed in the production process with a view to improvements. The following maximum load values are recommended under normal use: armchairs max. 120 kg, 2-seater sofas max. 200 kg (2x100 kg), 3-seater sofas max. 240 kg (3x80 kg). Exceeding the recommended load may cause a structural failure of the sofa/armchair or its components.

↑ fold following the dotted line ↑

n_Tesla

NICOLETTIHOME

L Length - H Height - D Depth - SH Seat Height - SD Seat Depth
Dimensions refer to maximum sizes of the version with closed mechanism (where available).

dimensions	L 119	L 180	L 220	L 204	L 80
version code	H72 D107 SH43 SD58 100	H72 D107 SH43 SD58 200	H72 D107 SH43 SD58 300	H72 D107 SH43 SD58 240	H- D70 SH43 SD- 635
Description	chair	2 seater	3 seater	2 1/2 seater	rectangular ottoman
L 115	L 227	L 227	L 117	L 227	L 227
H72 D115 SH43 SD58	H72 D115 SH43 SD58	H72 D115 SH43 SD58	H72 D117 SH43 SD58	H72 D117 SH43 SD58	H72 D117 SH43 SD58
000	096	095	E35	042	041
corner	cor. chair merid. left fac.	cor. chair merid. right fac.	sq.corner upliftab. headrest	sq.cor.chr.sq.ter.leftsq.cor.chr.sq.ter. fac.	sq.cor.chr.sq.ter.rightsq.cor.chr.sq.ter. rig.fac.
L 227	L 227	L 68	L 102	L 102	L 112
H72 D117 SH43 SD58	H72 D117 SH43 SD58	H72 D107 SH43 SD58	H72 D107 SH43 SD58	H72 D107 SH43 SD58	H72 D107 SH43 SD58
C48	C47	130	120	110	169
lhf upl.headr.sq. corn.chair	rhf upl.headr. sq.corn.chair	chair without armr.	1 left arm facing chair	1 right arm facing chair	chr no arms mer.lft fac. term.
L 112	L 148	L 148	L 170	L 170	L 188
H72 D107 SH43 SD58	H72 D107 SH43 SD58	H72 D107 SH43 SD58	H72 D107 SH43 SD58	H72 D107 SH43 SD58	H72 D107 SH43 SD58
168	220	210	252	251	320
chr no arms mer.rgt fac.ter.	1left arm facing 2 str	1right arm facing 2 str	1 left arm fac. 2 1/2 str	1 right arm fac.2 1/2 str	1left arm facing 3 str

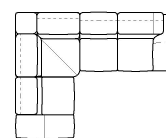
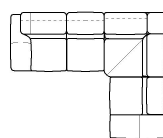
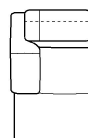
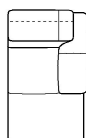
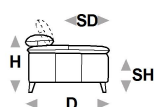
↓ fold following the dotted line ↓

↑ fold following the dotted line ↑

n_Tesla

NICOLETTIHOME

L Length - H Height - D Depth - SH Seat Height - SD Seat Depth
Dimensions refer to maximum sizes of the version with closed mechanism (where available).



dimensions

L 188
H72 D107 SH43 SD58

L 102
H72 D167 SH43 SD118

L 102
H72 D167 SH43 SD118

L -
H- D- SH- SD-

L -
H- D- SH- SD-

version code

310

410

420

WE0

WE1

Description

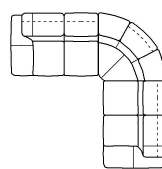
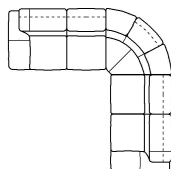
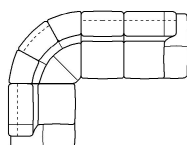
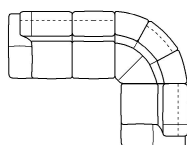
1right arm facing
3 str

chaise lon.rhf
arm fac

chaise lon.lhf
arm fac

252 + c47

251 + c48



L -
H- D- SH- SD-

Z08

L -
H- D- SH- SD-

V37

L -
H- D- SH- SD-

Z27

L -
H- D- SH- SD-

WG2

252 + 000 + 110

251 + 000 + 120

252 + 000 + 251

220 + 000 + 210

↓ fold following the dotted line ↓