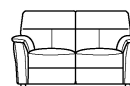
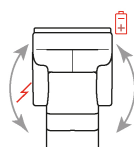
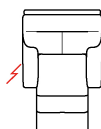
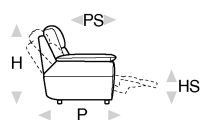


↑ piegare lungo la linea tratteggiata ↑

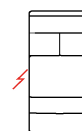
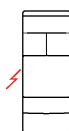
# N\_Phoenix

NICOLETTIHOME

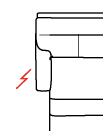
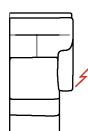
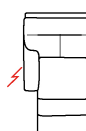
L Lunghezza - H Altezza - P Profondità - HS Altezza di seduta - PS Profondità di seduta  
Le dimensioni si riferiscono al massimo ingombro della versione con meccanismo chiuso dove previsto.



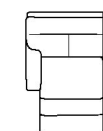
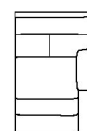
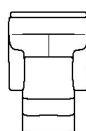
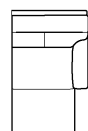
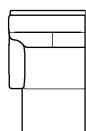
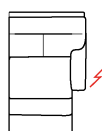
| dimensioni      | L 101<br>H98 P99 HS47 PS52 | L 101<br>H98 P99 HS47 PS52 | L 93<br>H98 P95 HS47 PS52 | L 161<br>H98 P99 HS47 PS52 | L 196<br>H98 P99 HS47 PS52 |
|-----------------|----------------------------|----------------------------|---------------------------|----------------------------|----------------------------|
| codice versione | 100                        | 161                        | DN2                       | 200                        | 300                        |
| Descrizione     | poltrona                   | pol. rec.elet.             | polt. full rec. elettrica | div.2 posti                | div.3 posti                |



| L 102<br>H98 P102 HS47 PS52 | L 61<br>H98 P99 HS47 PS52 | L 61<br>H98 P99 HS47 PS52 | L 78<br>H98 P99 HS47 PS52 | L 78<br>H98 P99 HS47 PS52 | L 81<br>H98 P99 HS47 PS52 |
|-----------------------------|---------------------------|---------------------------|---------------------------|---------------------------|---------------------------|
| 040                         | 130                       | E95                       | 144                       | 182                       | 120                       |
| ang.quad.                   | polt. sb                  | pol.sb re.el.             | pol.sb maxi               | p.sb maxi rec.el.         | polt. 1b sx               |



| L 81<br>H98 P99 HS47 PS52 | L 81<br>H98 P99 HS47 PS52 | L 81<br>H98 P99 HS47 PS52 | L 98<br>H98 P99 HS47 PS52 | L 98<br>H98 P99 HS47 PS52 | L 98<br>H98 P99 HS47 PS52 |
|---------------------------|---------------------------|---------------------------|---------------------------|---------------------------|---------------------------|
| 110                       | 174                       | 173                       | 124                       | 114                       | 613                       |
| polt. 1b dx               | pol.1bsx rec.elet.        | pol.1bdx rec.elet.        | pol.1bsx maxi             | pol.1bdx maxi             | p. maxi 1bsx r.el         |



| L 98<br>H98 P99 HS47 PS52 | L 98<br>H98 P159 HS47 PS112 | L 98<br>H98 P159 HS47 PS112 | L 101<br>H98 P99 HS47 PS52 | L 98<br>H98 P99 HS47 PS52 | L 98<br>H98 P99 HS47 PS52 |
|---------------------------|-----------------------------|-----------------------------|----------------------------|---------------------------|---------------------------|
| 612                       | 420                         | 410                         | 103                        | 180                       | 185                       |
| p. maxi 1bdx r.el         | chaise long.bsx             | chaise long.bdx             | polt.recliner              | polt. maxi 1bdx rec.      | polt. maxi 1bsx rec.      |

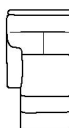
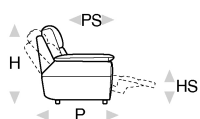
↓ piegare lungo la linea tratteggiata ↓

↑ piegare lungo la linea tratteggiata ↑

# N\_Phoenix

 NICOLETTIHOME

**L** Lunghezza - **H** Altezza - **P** Profondità - **HS** Altezza di seduta - **PS** Profondità di seduta  
Le dimensioni si riferiscono al massimo ingombro della versione con meccanismo chiuso dove previsto.



| dimensioni      | L 81<br>H98 P99 HS47 PS52 | L 81<br>H98 P99 HS47 PS52 |
|-----------------|---------------------------|---------------------------|
| codice versione | 162                       | 163                       |
| Descrizione     | pol.1b dx rec.            | pol.1b sx rec.            |

↓ piegare lungo la linea tratteggiata ↓