

N_Charleston



NICOLETTIHOME

Model Code N8632

date of issue 25-10-23 revision 00
revision of 10-12-23 (the present replaces any previous versions)

Designer: Abruzzese

Structure: pinewood, multilayer and plywood covered with polyurethane foam.

Spring system: elastic webbing

Seat Padding: seat cushions in ecological polyurethane foam, covered with 100% polyester padding

Back Padding: backrest cushions and headrests in ecological polyurethane foam, covered with 100% polyester padding

Arm Interior: armrests in ecological polyurethane foam, covered with 100% polyester padding

Removability: not available

Sewing: leather coverings feasible with contrast stitching in the colors available; cuts and sewing vary on microfiber (or fabric) coverings

Mechanisms: the model is equipped with headrests that can be manually lifted. Electric recliner versions available with electric recliner mechanisms operated by a button panel positioned on the sides (PULS_1). The maximum depth of the model with open recliner is 164 cm. The maximum height of the model with lifted headrest is 98 cm.

Components: button panel (PULS_1) equipped with USB connector which allows several devices to be plugged in.

Standard feet: shiny metal PM2297, h. 13 cm, also available with graubraun finish. Some versions may be equipped with hidden feet with a supporting structural function.

Please note: the model can be produced with elastic thin leather covers or with microfiber Berlin.

Density of seat and back kg/cbm (±5%) (1)

Markets	Seat	Back
I	30 Medium	28
D - NL - CH	30 hard	30 hard
USA - California	30 soft	28 soft
GB	37 fire retardant	30 fire retardant
Others	30 Medium	28

(1) Density: volume mass apparently determined on materials without any kind of covers and according to the UNI EN ISO 845 regulations. Indicated values refer to production averages; the Company reserves the right, if needed, to make changes to the declared technical characteristics. Before use, it is advisable to look at the SAFETY INFORMATION TECHNIQUE for info regarding use and protection of people and of the environment, in compliance with existing EEC regulations.

Coverings

	suggested	not suggested	not possible
thick leathers			✓
thin elastic leathers	✓		
natural leathers			✓
fabric	✓		
microfibre	✓		
leather + split			✓
DeLuxe*			✓
multi colour**			✓
multi-category**			✓
multi covering**			✓

Please note: for not removable models, only one colour fabric covers are available.

* Deluxe, Fabrics and microfibers are not available for the U.K. - USA/CA - IE market.



PULS_1

Feet



PM2297

Ottoman

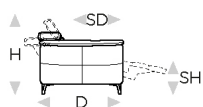
We reserve the right to amend materials, covers and product dimensions shown on the data sheet, for production purposes and without prior notice. The line drawings, graphic information, dimensions, and volume provided are approximate and may vary due to the tolerances allowed in the production process with a view to improvements. The following maximum load values are recommended under normal use: armchairs max. 120 kg, 2-seater sofas max. 200 kg (2x100 kg), 3-seater sofas max. 240 kg (3x80 kg). Exceeding the recommended load may cause a structural failure of the sofa/armchair or its components.


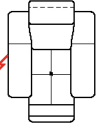
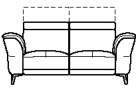
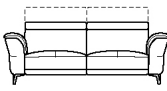

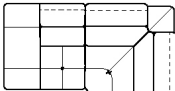
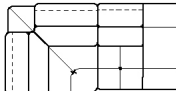



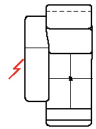
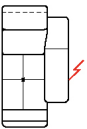



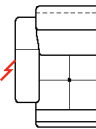
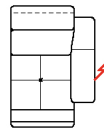
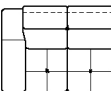
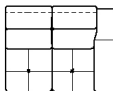
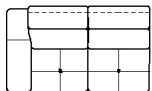
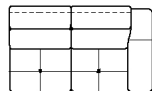
↑ fold following the dotted line ↑

N_Charleston

NICOLETTIHOME

L Length - H Height - D Depth - SH Seat Height - SD Seat Depth
Dimensions refer to maximum sizes of the version with closed mechanism (where available).



					
dimensions	L 110/43" H79/31" D109/43" SH43/17" SD58/23"	L 110/43" H79/31" D109/43" SH43/17" SD58/23"	L 170/67" H79/31" D109/43" SH43/17" SD58/23"	L 210/83" H79/31" D109/43" SH43/17" SD58/23"	L 117/46" H79/31" D117/46" SH43/17" SD58/23"
version code	100	161	200	300	E35
Description	chair	chair with elec.recl.	2 seater	3 seater	sq.corner upliftab. headrest
					
L 221/87" H79/31" D117/46" SH43/17" SD58/23"	L 221/87" H79/31" D117/46" SH43/17" SD58/23"	L 58/23" H79/31" D109/43" SH43/17" SD58/23"	L 86/34" H79/31" D109/43" SH43/17" SD58/23"	L 86/34" H79/31" D109/43" SH43/17" SD58/23"	L 88/35" H79/31" D109/43" SH43/17" SD58/23"
C48	C47	130	120	110	174
lhf upl.headr.sq. corn.chair	rhf upl.headr. sq.corn.chair	chair without armr.	1 left arm facing chair	1 right arm facing chair	elec.rec.chair 1 arm laf
					
L 88/35" H79/31" D109/43" SH43/17" SD58/23"	L 77/30" H79/31" D109/43" SH43/17" SD58/23"	L 110/43" H79/31" D109/43" SH43/17" SD58/23"	L 110/43" H79/31" D109/43" SH43/17" SD58/23"	L 110/43" H79/31" D109/43" SH43/17" SD58/23"	L 110/43" H79/31" D109/43" SH43/17" SD58/23"
173	144	124	114	613	612
elec.rec.chair 1arm raf	maxi chair no arm	lhf maxi chair	rhf maxi chair	1laf maxi chair rec.el	1raf maxi chair rec.el
					
L 144/57" H79/31" D109/43" SH43/17" SD58/23"	L 144/57" H79/31" D109/43" SH43/17" SD58/23"	L 182/72" H79/31" D109/43" SH43/17" SD58/23"	L 182/72" H79/31" D109/43" SH43/17" SD58/23"		
220	210	320	310		
1left arm facing 2 str	1right arm facing 2 str	1left arm facing 3 str	1right arm facing 3 str		

↓ fold following the dotted line ↓