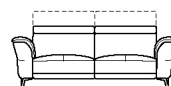
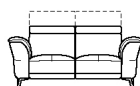
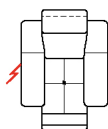
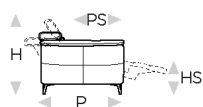


↑ plier le long de la ligne en tirets ↑

N_Charleston

NICOLETTIHOME

L Largeur - H Hauteur - P Profondeur - HS Hauteur d'assise - PS Profondeur d'assise
Les dimensions se réfèrent à l'encombrement maximal de la version avec mécanisme fermé si prévu.



dimensions

L 115
H79 P109 HS43 PS58

L 115
H79 P109 HS43 PS58

L 175
H79 P109 HS43 PS58

L 210
H79 P109 HS43 PS58

L 117
H79 P117 HS43 PS58

code version

100

161

200

300

E35

Description

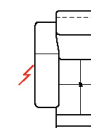
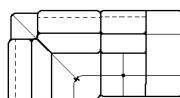
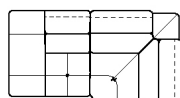
fauteuil

fauteuil relax
elec.

canape 2 places

canape 3 places.

angle carre
tet.rel.



L 221
H79 P117 HS43 PS58

L 221
H79 P117 HS43 PS58

L 60
H79 P109 HS43 PS58

L 88
H79 P109 HS43 PS58

L 88
H79 P109 HS43 PS58

L 88
H79 P109 HS43 PS58

ang.car/1pl
ter./tet.rel.g

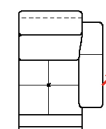
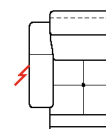
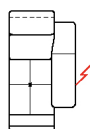
ang.car/1pl
ter./tet.rel.d

chauffeuse 1 plc.

batard 1 plc
acc.gh

batard 1 plc
acc.dr

bat.1pl.agh
rec.elec.



L 88
H79 P109 HS43 PS58
173

L 77
H79 P109 HS43 PS58
144

L 105
H79 P109 HS43 PS58
124

L 105
H79 P109 HS43 PS58
114

L 105
H79 P109 HS43 PS58
613

L 105
H79 P109 HS43 PS58
612

bat.1pl adr rec.
elec.

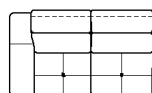
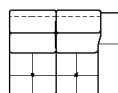
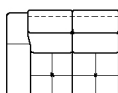
chauffeuse 1pl
maxi

batard 1pl ag
maxi

batard 1pl ad
maxi

b. 1pl. maxi gh.
rec. el

b.1pl.maxi dr
rec.el.



L 147
H79 P109 HS43 PS58
220

L 147
H79 P109 HS43 PS58
210

L 182
H79 P109 HS43 PS58
320

L 182
H79 P109 HS43 PS58
310

batard 2 plc
accoud.gauche

batard 2plc
accoud.droit

batard 3 places
accoud.gauche

batard 3 plc
accoud.droit

↓ plier le long de la ligne en tirets ↓