

date of issue 12-05-21 revision 00
 revision of 14-06-21 (the present replaces any previous versions)

Designer: CENTRO STUDI NICOLETTI HOME

Structure: pinewood, multilayer and plywood covered with polyurethane foam.

Spring system: elastic webbing

Seat Padding: seat cushions in ecologic polyurethane foam covered with 100% polyester layer

Back Padding: back cushions and headrests in ecologic polyurethane foam covered with 100% polyester layer

Arm Interior: arm interiors in ecologic polyurethane foam covered with 100% polyester layer

Removability: not available

Sewing: leather coverings feasible with contrast stitching in the colors available; cuts and sewing vary on microfiber (or fabric) coverings.

Mechanisms: power recliner versions are equipped with headrests and recliner mechanisms that can be electrically and independently actioned by a button panel positioned on the seat sides. The depth of the open recliner is 156 cm, the height of the model with lifted headrest is 97 cm. The depth of the model with sliding system open is 184 cm., the depth of the seat is 122 cm., the height of the model with lifted headrest is 97 cm.

Standard feet: shiny metal PM965, h. 5 cm. Some versions may be equipped with hidden feet with a supporting structural function.

Optional feet: rosewood colored beech-wood PL962, h. 5 cm, also available in dark walnut and natural.

Density of seat and back

Markets	Seat	Back
I	35 Medium	28
D - NL - CH		
USA - California		
GB	37 fire retardant	27 fire retardant
Others	35 Medium	28

Note: when no values/contents are specified in the chart, please refer to 'Others' field/area.

Coverings

	suggested	not suggested	not possible
thick leathers	✓		
thin elastic leathers	✓		
natural leathers	✓		
fabric	✓		
microfibre	✓		
leather + split	✓		
DeLuxe			✓
multi colour			✓
multi-category			✓
multi covering			✓

Please note: for not removable models, only one colour fabric covers are available.

Multicovering / Components / Optional vers.



Feet



PM965

PL962

Ottoman



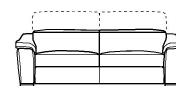
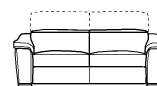
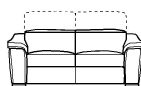
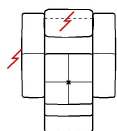
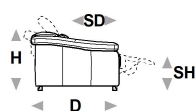
With the reservation of carrying for production purposes and without advanced notices modifications on the materials, coverings and dimensions of the product as indicated in the relevant specification. The given dimensions and volume are of indicative value being subject to the production process tolerances. For normal use, the following maximum loads are recommended: Armchairs max. 120 kg, 2-seat sofas max. 200 kg (2x100 kg), 3-seat sofas max. 240 kg (3x80 kg). Use with loads exceeding the indicated values may cause the sofa/armchair or its components to break.

↑ fold following the dotted line ↑

n_Louisville

 NICOLETTIHOME

L Length - H Height - D Depth - SH Seat Height - SD Seat Depth
Dimensions refer to maximum sizes of the version with closed mechanism (where available).



dimensions

L 111/44"
H74/29" D112/44"
SH46/18" SD57/22"

L 112/44"
H74/29" D112/44"
SH46/18" SD57/22"

L 172/68"
H74/29" D112/44"
SH46/18" SD57/22"

L 192/76"
H74/29" D112/44"
SH46/18" SD57/22"

L 212/83"
H74/29" D112/44"
SH46/18" SD57/22"

version code

100

161

200

300

F82

Description

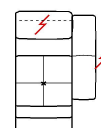
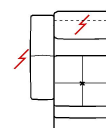
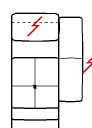
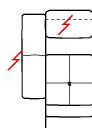
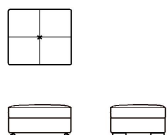
chair

chair with
elec.recl.

2 seater

3 seater

3 seater
XL



L 80/31"
H0/0" D70/28"
SH46/18" SD0/0"

L 66/26"
H0/0" D66/26"
SH46/18" SD0/0"

L 87/34"
H74/29" D112/44"
SH46/18" SD57/22"

L 87/34"
H74/29" D112/44"
SH46/18" SD57/22"

L 97/38"
H74/29" D112/44"
SH46/18" SD57/22"

L 97/38"
H74/29" D112/44"
SH46/18" SD57/22"

635

N50

C37

C36

613

612

rectangular
ottoman

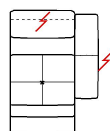
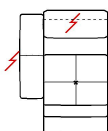
ottoman holder

lhf el.rec.mini
chair

rhf el.rec.mini
chair

elec.rec.chair
1 arm laf

elec.rec.chair
1 arm raf



L 107/42"
H74/29" D112/44"
SH46/18" SD57/22"

L 107/42"
H74/29" D112/44"
SH46/18" SD57/22"

Q89

Q88

1laf maxi chair
rec.el

1raf maxi chair
rec.el

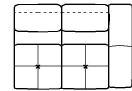
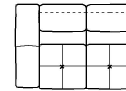
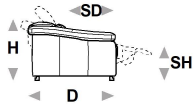
↓ fold following the dotted line ↓

↑ fold following the dotted line ↑

n_Thema_USA

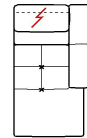
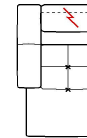
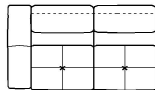
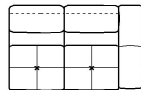
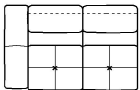
NICOLETTIHOME

L Length - H Height - D Depth - SH Seat Height - SD Seat Depth
 Dimensions refer to maximum sizes of the version with closed mechanism (where available).



dimensions	L 106/42" H74/29" D112/44" SH46/18" SD57/22"
version code	114
Description	rhf maxi chair

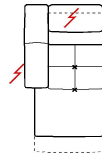
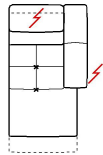
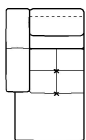
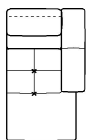
L 147/58" H74/29" D112/44" SH46/18" SD57/22"	L 147/58" H74/29" D112/44" SH46/18" SD57/22"
220	210
1left arm facing 2 str	1right arm facing 2 str



L 167/66" H74/29" D112/44" SH46/18" SD57/22"	L 167/66" H74/29" D112/44" SH46/18" SD57/22"
252	251
1 left arm fac. 2 1/2 str	1 right arm fac. 2 1/2 str

L 187/74" H74/29" D112/44" SH46/18" SD57/22"	L 187/74" H74/29" D112/44" SH46/18" SD57/22"
320	310
1left arm facing 3 str	1right arm facing 3 str

L 96/38" H74/29" D172/68" SH46/18" SD119/47"	L 96/38" H74/29" D172/68" SH46/18" SD119/47"
Q19	Q18
el.headr. lhf chaise long	el.headr. rhf chaise long



L 96/38" H74/29" D172/68" SH46/18" SD119/47"	L 96/38" H74/29" D172/68" SH46/18" SD119/47"
410	420
chaise lon.rhf arm fac	chaise lon.lhf arm fac

L 97/38" H74/29" D173/68" SH46/18" SD118/46"	L 97/38" H74/29" D173/68" SH46/18" SD118/46"
778	779
ch. lon.raf arm fac mot.	ch. lon.laf arm fac mot.

↓ fold following the dotted line ↓