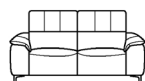
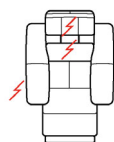



↑ piegare lungo la linea tratteggiata ↑

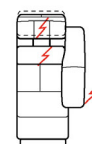
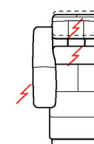
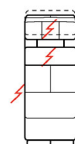
N_Columbus

NICOLETTIHOME

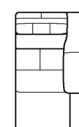
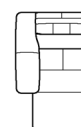
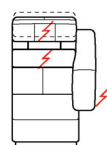
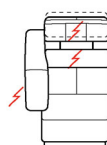
L Lunghezza - H Altezza - P Profondità - HS Altezza di seduta - PS Profondità di seduta
Le dimensioni si riferiscono al massimo ingombro della versione con meccanismo chiuso dove previsto.



dimensioni	L 111 H95 P102 HS47 PS58	L 112 H95 P102 HS47 PS58	L 172 H95 P102 HS47 PS58	L 71 H- P71 HS47 PS-	L 120 H95 P120 HS47 PS58
codice versione	100	DZ8	200	540	000
Descrizione	poltrona	poltr.rec.el.comfort	div.2 posti	pouf	angolo



L 68 H95 P102 HS47 PS58	L 86 H95 P102 HS47 PS58	L 86 H95 P102 HS47 PS58	L 69 H95 P102 HS47 PS58	L 87 H95 P102 HS47 PS58	L 87 H95 P102 HS47 PS58
130	B69	B68	CU9	DX9	DX8
polt. sb	polt.mini 1b sx	polt.mini 1b dx	pol.sb rec.el.comfort	p.1b mini sx r.e.comfort	p.1b mini dx r.e.comfort



L 101 H95 P102 HS47 PS58	L 101 H95 P102 HS47 PS58	L 102 H95 P102 HS47 PS58	L 102 H95 P102 HS47 PS58	L 93 H95 P152 HS47 PS110	L 93 H95 P152 HS47 PS110
124	114	DZ1	DZ0	420	410
pol.1bsx maxi	pol.1bdx maxi	p.max.sx r.el.comfort	p.max.dx r.el.comfort	chaise long.bsx	chaise long.bdx

↓ piegare lungo la linea tratteggiata ↓