

N_Cincinnati



NICOLETTIHOME

Model Code N8638

date of issue 21-12-23 revision 00
revision of 10-10-24 (the present replaces any previous versions)

Designer: CENTRO STUDI NICOLETTI HOME

Structure: pinewood, multilayer and plywood, covered with polyurethane foam.

Spring system: elastic webbing.

Seat Padding: seat cushions in ecological polyurethane foam covered with 100% polyester padding.

Back Padding: backrests and headrests in fiber (synthetic fiberfill).

Arm Interior: ecological polyurethane foam covered with 100% polyester padding.

Removability: not available.

Sewing: leather covers feature different cuts and sewing if compared with microfiber (or fabric) covers.

Mechanisms: "ELECTRIC RECLINER" versions available with metal mechanism with electrically motorized movement of the backrest and seat operated by a button panel (PUL M3). Versions "ELECTRIC RECLINER ELECTRIC HEADREST" available with metal mechanism with electrically motorized movement of the backrest, seat and headrest operated by a button panel (PUL M4). Versions "COMFORT ELECTRIC RECLINER", available with metal mechanism with electrically motorized movement of the backrest, seat, headrest and lumbar support operated by a button panel (PUL M5). The depth of the open recliner is 162 cm.

Components: a button panel control included in all versions with electric mechanisms, which is positioned on the armrest sides or on seat sides (on armless versions), allows seats, lumbar supports and headrests to be easily adjusted to ensure the most comfortable position. The sofa is equipped with a USB connector to plug and recharge several electronic devices. The reset button (not available on ELECTRIC RECLINER versions) facilitates the return to the initial position.

Standard feet: black PVC, h. 6 cm

Please note: the model can only be produced with elastic thin leather covers or with microfiber Berlin.

Density of seat and back kg/cbm (±5%) ⁽¹⁾

Markets	Seat	Back
I		
D - NL - CH		
USA - California		
GB	37 fire retardant	
Others	30 Medium HR	

⁽¹⁾Density: volume mass apparently determined on materials without any kind of covers and according to the UNI EN ISO 845 regulations. Indicated values refer to production averages; the Company reserves the right, if needed, to make changes to the declared technical characteristics. Before use, it is advisable to look at the SAFETY INFORMATION TECHNIQUE for info regarding use and protection of people and of the environment, in compliance with existing EEC regulations.

Coverings

	suggested	not suggested	not possible
thick leathers			✓
thin elastic leathers	✓		
natural leathers			✓
fabric	✓		
microfibre	✓		
leather + split			✓
DeLuxe*			✓
multi colour**			✓
multi-category**			✓
multi covering**			✓

Please note: for not removable models, only one colour fabric covers are available.

* Deluxe, Fabrics and microfibers are not available for the U.K. - USA/CA - IE market.



PUL M3

PUL M4

PUL M5

Feet



PVC H6



Ottoman



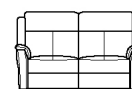
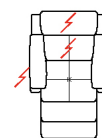
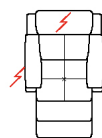
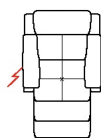
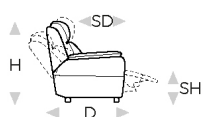
We reserve the right to amend materials, covers and product dimensions shown on the data sheet, for production purposes and without prior notice. The line drawings, graphic information, dimensions, and volume provided are approximate and may vary due to the tolerances allowed in the production process with a view to improvements. The following maximum load values are recommended under normal use: armchairs max. 120 kg, 2-seater sofas max. 200 kg (2x100 kg), 3-seater sofas max. 240 kg (3x80 kg). Exceeding the recommended load may cause a structural failure of the sofa/armchair or its components.

↑ fold following the dotted line ↑

N_Cincinnati

 NICOLETTIHOME

L Length - H Height - D Depth - SH Seat Height - SD Seat Depth
Dimensions refer to maximum sizes of the version with closed mechanism (where available).



dimensions

L 100/39"
H103/41" D100/39"
SH48/19" SD52/20"

L 100/39"
H103/41" D100/39"
SH48/19" SD52/20"

L 100/39"
H103/41" D100/39"
SH48/19" SD52/20"

L 100/39"
H103/41" D100/39"
SH48/19" SD52/20"

L 161/63"
H103/41" D100/39"
SH48/19" SD52/20"

version code

100

161

DZ9

DZ8

200

Description

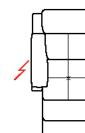
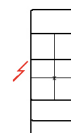
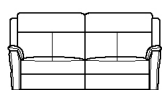
chair

chair with
elec.recl.

el.hdrst
el.recl.chair

comfort
el.rec.chair

2 seater



L 196/77"
H103/41" D100/39"
SH48/19" SD52/20"

L 61/24"
H103/41" D100/39"
SH48/19" SD52/20"

L 81/32"
H103/41" D100/39"
SH48/19" SD52/20"

L 81/32"
H103/41" D100/39"
SH48/19" SD52/20"

L 61/24"
H103/41" D100/39"
SH48/19" SD52/20"

L 81/32"
H103/41" D100/39"
SH48/19" SD52/20"

300

130

120

110

E95

174

3 seater

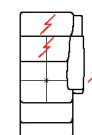
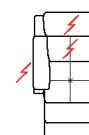
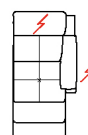
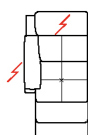
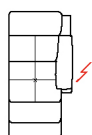
chair without
armr.

1 left arm facing
chair

1 right arm
facing chair

elec.recl.armless
chair

elec.rec.chair
1 arm lsf



L 81/32"
H103/41" D100/39"
SH48/19" SD52/20"

L 81/32"
H103/41" D100/39"
SH48/19" SD52/20"

L 81/32"
H103/41" D100/39"
SH48/19" SD52/20"

L 81/32"
H103/41" D100/39"
SH48/19" SD52/20"

L 81/32"
H103/41" D100/39"
SH48/19" SD52/20"

L 79/31"
H103/41" D100/39"
SH48/19" SD52/20"

173

DZ7

DZ6

DZ3

DZ2

144

elec.rec.chair
1 arm raf

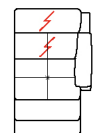
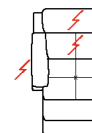
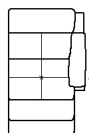
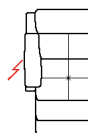
el.hdrst el.r.lhf
chr

el.hdrst el.r.rhf
chr

comfort el.rec.lhf
chr

comfort el.rec.rhf
chr

maxi chair no
arm



L 98/39"
H103/41" D100/39"
SH48/19" SD52/20"

L 98/39"
H103/41" D100/39"
SH48/19" SD52/20"

L 98/39"
H103/41" D100/39"
SH48/19" SD52/20"

L 98/39"
H103/41" D100/39"
SH48/19" SD52/20"

L 98/39"
H103/41" D100/39"
SH48/19" SD52/20"

L 98/39"
H103/41" D100/39"
SH48/19" SD52/20"

124

114

613

612

DZ1

DZ0

lhf maxi chair

rhf maxi chair

1laf maxi chair
rec.el

1raf maxi chair
rec.el

comf.el.r.lhf maxi
chr

comf.el.r.rhf maxi
chr

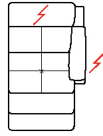
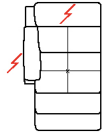
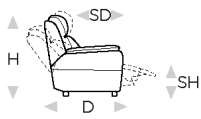
↓ fold following the dotted line ↓

↑ fold following the dotted line ↑

N_Cincinnati

 NICOLETTIHOME

L Length - H Height - D Depth - SH Seat Height - SD Seat Depth
Dimensions refer to maximum sizes of the version with closed mechanism (where available).



dimensions

L 98/39"
H103/41" D100/39"
SH48/19" SD52/20"

L 98/39"
H103/41" D100/39"
SH48/19" SD52/20"

version code

DZ5

DZ4

Description

el.hdr el.r.lf max
chr

el.hdr el.r.rf max
chr

↓ fold following the dotted line ↓