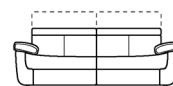
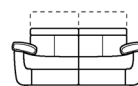
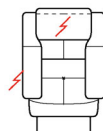
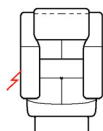
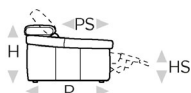


↑ piegare lungo la linea tratteggiata ↑

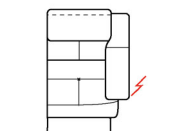
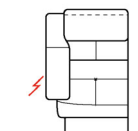
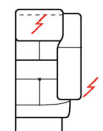
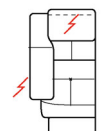
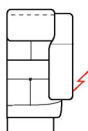
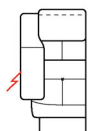
N_Cleveland

 NICOLETTIHOME

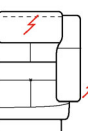
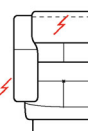
L Lunghezza - H Altezza - P Profondità - HS Altezza di seduta - PS Profondità di seduta
Le dimensioni si riferiscono al massimo ingombro della versione con meccanismo chiuso dove previsto.



dimensioni	L 104 H76 P112 HS45 PS59	L 104 H76 P112 HS45 PS59	L 104 H76 P112 HS45 PS59	L 174 H76 P112 HS45 PS59	L 212 H76 P112 HS45 PS59
codice versione	190	566	C U8	200	300
Descrizione	poltrona small	pol. small rec.el.	p.small rec.el.pgt.el	div.2 posti	div.3 posti



L 87 H76 P112 HS45 PS59	L 87 H76 P112 HS45 PS59	L 87 H76 P112 HS45 PS59	L 87 H76 P112 HS45 PS59	L 106 H76 P112 HS45 PS59	L 106 H76 P112 HS45 PS59
174	173	DZ7	DZ6	613	612
pol.1bsx rec.elet.	pol.1bdx rec.elet.	p.1bsx rec.el.pgt.el.	p.1bdx rec.el.pgt.el.	p. maxi 1bsx r.el	p. maxi 1bdx r.el



L 106 H76 P112 HS45 PS59	L 106 H76 P112 HS45 PS59
DZ5	DZ4
p.max.sx r.el.pgt.el.	p.max.dx r.el.pgt.el.

↓ piegare lungo la linea tratteggiata ↓