

↑ fold following the dotted line ↑

n_Funk

NICOLETTIHOME

L Length - H Height - D Depth - SH Seat Height - SD Seat Depth
Dimensions refer to maximum sizes of the version with closed mechanism (where available).

dimensions	L 91 H102 D98 SH45 SD56	L 91 H102 D98 SH45 SD56	L 176 H102 D98 SH45 SD56	L 206 H102 D98 SH45 SD56	L 80 H45 D80 SH45 SD-
version code	100	161	200	300	540
Description	chair	chair with elec.recl.	2 seater	3 seater	ottoman
L 70 H45 D90 SH45 SD- 635	L 105 H102 D105 SH45 SD56 040	L 225 H102 D105 SH45 SD56 042	L 225 H102 D105 SH45 SD56 041	L 70 H102 D98 SH45 SD56 130	L 85 H102 D98 SH45 SD56 144
rectangular ottoman	square corner	sq.cor.chr.sq.ter.leftsq.cor.chr.sq.ter. fac.	rig.fac.	chair without armr.	maxi chair no arm
L 88 H102 D98 SH45 SD56 120	L 88 H102 D98 SH45 SD56 110	L 88 H102 D98 SH45 SD56 174	L 88 H102 D98 SH45 SD56 173	L 103 H102 D98 SH45 SD56 124	L 103 H102 D98 SH45 SD56 114
1 left arm facing chair	1 right arm facing chair	elec.rec.chair 1arm laf	elec.rec.chair 1arm raf	lhf maxi chair	rhf maxi chair
L 103 H102 D98 SH45 SD56 613	L 103 H102 D98 SH45 SD56 612	L 158 H102 D98 SH45 SD56 220	L 158 H102 D98 SH45 SD56 210	L 188 H102 D98 SH45 SD56 320	L 188 H102 D98 SH45 SD56 310
1laf maxi chair rec.el	1raf maxi chair rec.el	1left arm facing 2 str	1right arm facing 2 str	1left arm facing 3 str	1right arm facing 3 str

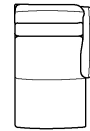
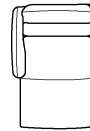
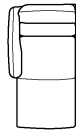
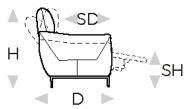
↓ fold following the dotted line ↓

↑ fold following the dotted line ↑

n_Funk

 NICOLETTIHOME

L Length - H Height - D Depth - SH Seat Height - SD Seat Depth
Dimensions refer to maximum sizes of the version with closed mechanism (where available).



dimensions	L 88	L 88	L 103	L 103
version code	H102 D160 SH45 SD118 420	H102 D160 SH45 SD118 410	H102 D160 SH45 SD118 602	H102 D160 SH45 SD118 601
Description	chaise lon.lhf arm fac	chaise lon.rhf arm fac	maxi chaise lon.lft arm fac.	maxi chaise lon.rgt arm fac.

↓ fold following the dotted line ↓