



n_alcova-s



NICOLETTIHOME®

Model Code N8297

date of issue 24-04-12 revision 00
revision of 22-03-22 (the present replaces any previous versions)

Designer: CENTRO STUDI NICOLETTI HOME

Structure: pinewood, multilayer and plywood covered with polyurethane resin-lined foam.

Spring system: elastic webbing for back support, welded steel mesh for seat support.

Seat Padding: ecological polyurethane foam covered with 100% polyester padding and resin-lined foam

Back Padding: ecological polyurethane foam covered with 100% polyester padding and resin-lined foam

Removability: entirely removable with fabric covering. Movable seat cushions with leather covering.

Sewing: leather coverings feasible with contrast stitchings in the colours available; cuts and sewings vary on microfibre (or fabric) coverings.

Bed Version: bed versions: available with two-time opening welded steel mesh and polyurethane mattress. Mattress size: version 131 = 73x198x12 cm, 231 = 123x198x12 cm, 233 = 143x198x12 cm, 331 = 163x198x12 cm. The size of the polyurethane mattress may vary slightly because of the arrangement and characteristics of the material, without affecting the quality of the product. The total depth of the model with open bed is 209 cm. Seat and back cushions are fixed to the structure when the mechanism is open. The back is equipped with a support which allows pillows to be stored.

Mechanisms: version H77/H78 (holder armless CL) is equipped with a gas spring front opening mechanism.

Standard feet: available only for pair of soft arms (C63), pair of levis arms (C64), pair of plus arms (C65) and pair of rondo arms (C66), rosewood coloured beech-wood feet PL725, 6 cm high, available on request in black, cherry, walnut, dark walnut, pale walnut, silver and natural. No feet available on version with pair of spazio arms (C62). Some versions may be equipped with hidden feet with a supporting structural function.

Optional versions: polyurethane foam headrest element (650), supported by a shiny steel structure. The height of the model with headrest is 113 cm.

Please note: the sofa is made of a bed version (131 - 231 - 233 - 331) and pair of arms that can be chosen between pair of arms SPAZIO (C62), pair of arms SOFT (C63), pair of arms LEVIS (C64), pair of arms PLUS (C65) and pair of arms RONDO (C66). The dimensions indicated refer to a single arm. Pair of hooks system kit "CA1" to be used exclusively to assemble adjacent twin bed frames (131/H55/H56).

Density of seat and back kg/cbm (±5%) (1)

Markets	Seat	Back
I	30 Medium	25
D - NL - CH	30 hard	25 hard
USA - California	30 soft	25 soft
GB	30 fire retardant	25 fire retardant
Others	30 Medium	25

Note: when no values/contents are specified in the chart, please refer to 'Others' field/area.

(1) Density: volume mass apparently determined on materials without any kind of covers and according to the UNI EN ISO 845 regulations. Indicated values refer to production averages; the Company reserves the right, if needed, to make changes to the declared technical characteristics. Before use, it is advisable to look at the SAFETY INFORMATION TECHNIQUE for info regarding use and protection of people and of the environment, in compliance with existing EEC regulations.

Coverings

	suggested	not suggested	not possible
thick leathers	✓		
thin elastic leathers	✓		
natural leathers	✓		
fabric	✓		
microfibre	✓		
leather + split	✓		
DeLuxe			✓
multi colour**			✓
multi-category**			
multi covering**			✓

Please note: for not removable models, only one colour fabric covers are available.

Components / Optional vers.



CA1

Feet



PL725



Ottoman



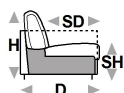
With the reservation of carrying for production purposes and without advanced notices modifications on the materials, coverings and dimensions of the product as indicated in the relevant specification. The given dimensions and volume are of indicative value being subject to the production process tolerances. For normal use, the following maximum loads are recommended: Armchairs max. 120 kg, 2-seat sofas max. 200 kg (2x100 kg), 3-seat sofas max. 240 kg (3x80 kg). Use with loads exceeding the indicated values may cause the sofa/armchair or its components to break.

↑ fold following the dotted line ↑

n_alcova-s

 NICOLETTIHOME

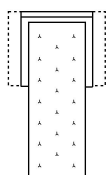
L Length - H Height - D Depth - SH Seat Height - SD Seat Depth
Dimensions refer to maximum sizes of the version with closed mechanism (where available).



dimensions

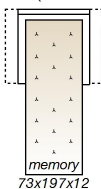
version code

Description



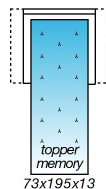
L 92
H85 D98 SH48 SD56

chair no arm with
bed



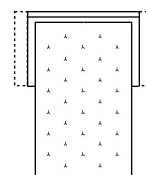
L 92
H85 D98 SH48 SD56

armless chair
bed memory



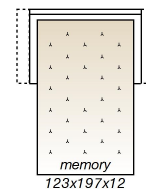
L 92
H85 D98 SH48 SD56

arml.ch.bed
topper memory



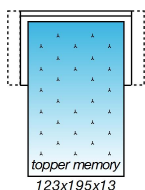
L 142
H85 D98 SH48 SD56

2str bed no arms



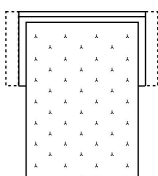
L 142
H85 D98 SH48 SD56

arml.2-s.sofa bed
memory



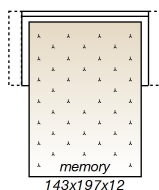
L 142
H85 D98 SH48 SD56

arml.2-s.bed
topper memory



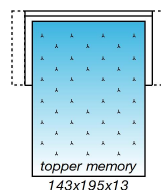
L 162
H85 D98 SH48 SD56

2str1/2 bed no
arms



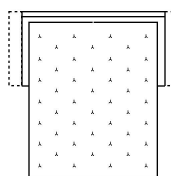
L 162
H85 D98 SH48 SD56

arml.2,5-s.sofa
bed memory



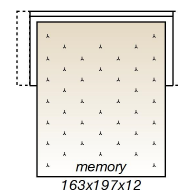
L 162
H85 D98 SH48 SD56

arml.2,5-s.bed
topper memory



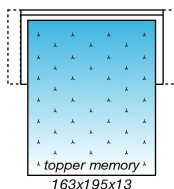
L 182
H85 D98 SH48 SD56

3str bed no arms



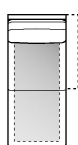
L 182
H85 D98 SH48 SD56

armless 3-s.sofa
bed memory



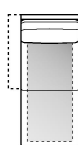
L 182
H85 D98 SH48 SD56

arml.3-s.bed
topper memory



L 88
H85 D167 SH48 SD126

rhf armless
storage ch.long



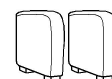
L 88
H85 D167 SH48 SD126

lhf armless
storage ch.long



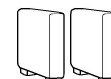
L 9
H61 D94 SH- SD-
C 62

pair of arms
spazio



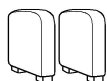
L 17
H61 D94 SH- SD-
C 63

pair of arms soft

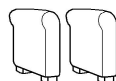


L 16
H61 D94 SH- SD-
C 64

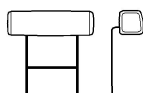
pair of arms levis



L 16
H61 D94 SH- SD-
C 65
pair of arms plus



L 18
H61 D94 SH- SD-
C 66
pair of arms
rondo



L 54
H15 D15 SH- SD-
6 50
headrest

↓ fold following the dotted line ↓