

N_Washington



NICOLETTIHOME

Model Code N8589

date of issue 25-07-22 revision 00
revision of 07-09-22 (the present replaces any previous versions)

Designer: CENTRO STUDI NICOLETTI HOME

Structure: pinewood, multilayer and plywood covered with polyurethane foam.

Spring system: elastic webbing

Seat Padding: seat cushions in ecological polyurethane foam covered with 100% polyester layer

Back Padding: fiber (synthetic fiberfill), headrests in ecological polyurethane foam covered with 100% polyester layer

Arm Interior: ecological polyurethane foam covered with 100% polyester layer

Removability: not available

Sewing: leather covers feasible with contrast stitching in the colors available; cuts and sewing vary on microfiber (or fabric) covers.

Mechanisms: all versions are equipped with headrests that can be manually lifted. The height of the model with lift-up headrests is 101 cm. Recliner versions equipped with electrically powered metal mechanism operated by a button panel positioned on armrests outer sides. The depth of the open recliner is 156 cm.

Components: button panel (usb2) equipped with USB connector which allows several USB power supply devices to be plugged.

Standard feet: black PVC, h. 6 cm

Please note: the model can be produced with elastic thin leather covers or with microfiber Berlin.

Density of seat and back kg/cbm (±5%) ⁽¹⁾

Markets	Seat	Back
I	30 Medium	27
D - NL - CH		
USA - California	30 soft	27 soft
GB	37 fire retardant	31 fire retardant
Others	30 Medium	27

Note: when no values/contents are specified in the chart, please refer to 'Others' field/area.

⁽¹⁾Density: volume mass apparently determined on materials without any kind of covers and according to the UNI EN ISO 845 regulations. Indicated values refer to production averages; the Company reserves the right, if needed, to make changes to the declared technical characteristics. Before use, it is advisable to look at the SAFETY INFORMATION TECHNIQUE for info regarding use and protection of people and of the environment, in compliance with existing EEC regulations.

Coverings

	suggested	not suggested	not possible
thick leathers			✓
thin elastic leathers	✓		
natural leathers			✓
fabric			✓
microfibre	✓		
leather + split			✓
DeLuxe			✓
multi colour**			✓
multi-category**			✓
multi covering**			✓

Please note: for not removable models, only one colour fabric covers are available.

Components / Optional vers.



usb2

Feet



PVC H6

Ottoman



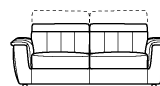
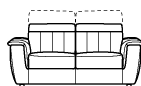
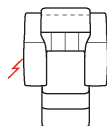
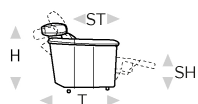
With the reservation of carrying for production purposes and without advanced notices modifications on the materials, coverings and dimensions of the product as indicated in the relevant specification. The given dimensions and volume are of indicative value being subject to the production process tolerances. For normal use, the following maximum loads are recommended: Armchairs max. 120 kg, 2-seat sofas max. 200 kg (2x100 kg), 3-seat sofas max. 240 kg (3x80 kg). Use with loads exceeding the indicated values may cause the sofa/armchair or its components to break.

↑ fold following the dotted line ↑

N_Washington

 NICOLETTIHOME

L Length - H Height - D Depth - SH Seat Height - SD Seat Depth
Dimensions refer to maximum sizes of the version with closed mechanism (where available).



dimensions

L 114/45"
H84/33" D99/39"
SH47/19" SD52/20"

L 114/45"
H84/33" D99/39"
SH47/19" SD52/20"

L 175/69"
H84/33" D99/39"
SH47/19" SD52/20"

L 210/83"
H84/33" D99/39"
SH47/19" SD52/20"

L 107/42"
H84/33" D107/42"
SH47/19" SD52/20"

version code

100

161

200

300

E35

Description

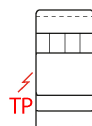
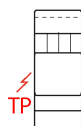
chair

chair with
elec.recl.

2 seater

3 seater

sq.corner
upliftab. headrest



L 62/24"
H84/33" D99/39"
SH47/19" SD52/20"

L 62/24"
H84/33" D99/39"
SH47/19" SD52/20"

L 79/31"
H84/33" D99/39"
SH47/19" SD52/20"

L 79/31"
H84/33" D99/39"
SH47/19" SD52/20"

L 88/35"
H84/33" D99/39"
SH47/19" SD52/20"

L 88/35"
H84/33" D99/39"
SH47/19" SD52/20"

130

E95

144

182

120

110

chair without
armr.

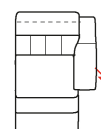
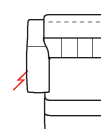
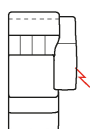
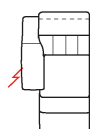
elec.recl.armless
chair

maxi chair no
arm

el.rec.arml.maxi
chair

1 left arm facing
chair

1 right arm
facing chair



L 88/35"
H84/33" D99/39"
SH47/19" SD52/20"

L 88/35"
H84/33" D99/39"
SH47/19" SD52/20"

L 105/41"
H84/33" D99/39"
SH47/19" SD52/20"

L 105/41"
H84/33" D99/39"
SH47/19" SD52/20"

L 105/41"
H84/33" D99/39"
SH47/19" SD52/20"

L 105/41"
H84/33" D99/39"
SH47/19" SD52/20"

174

173

124

114

613

612

elec.rec.chair
1arm laf

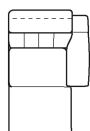
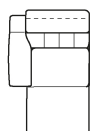
elec.rec.chair
1arm raf

lhf maxi chair

rhf maxi chair

1laf maxi chair
rec.el

1raf maxi chair
rec.el



L 105/41"
H84/33" D159/63"
SH47/19" SD112/44"

L 105/41"
H84/33" D159/63"
SH47/19" SD112/44"

420

410

chaise lon.lhf
arm fac

chaise lon.rhf
arm fac

↓ fold following the dotted line ↓