

# N\_Country



NICOLETTIHOME®

## Model Code N8630

date of issue 14-07-23 revision 00  
revision of 20-02-24 (the present replaces any previous versions)

**Designer:** centro studi Nicoletti Home

**Structure:** pinewood, multilayer and plywood covered with polyurethane foam.

**Spring system:** elastic webbing

**Seat Padding:** seat cushions in ecological polyurethane foam covered with 100% polyester padding.

**Back Padding:** backrest cushions and headrests in ecological polyurethane foam covered with 100% polyester padding.

**Arm Interior:** ecological polyurethane foam covered with 100% polyester padding.

**Removability:** not available.

**Sewing:** leather covers feasible with contrast stitching in the colors available; cuts and sewings vary on microfiber (or fabric) covers.

**Mechanisms:** the model is equipped with headrests that can be manually lifted. The height of the model with lifted headrests is 103 cm. Electric recliner versions available with electric recliner mechanisms operated by a button panel positioned on the side of seat cushions (M1F). The depth of the model with open recliner is 157 cm.

**Standard feet:** shiny metal standard feet, PM2139 on armrest sides, PM2293 on end sides and front RHF/LHF maxi chaise long, PM2294 on ottoman, all 15 cm high. Alternatively, it is possible to choose among the following options: satinized, titanium, graubraun, antique bronze or champagne, with a price upcharge. Some versions may be equipped with hidden feet with a supporting structural function.

### Density of seat and back kg/cbm (±5%) <sup>(1)</sup>

Markets	Seat	Back
I	35 Medium	35
D - NL - CH		
USA - California		
GB	37 fire retardant	31 fire retardant
Others	35 Medium	35

<sup>(1)</sup>Density: volume mass apparently determined on materials without any kind of covers and according to the UNI EN ISO 845 regulations. Indicated values refer to production averages; the Company reserves the right, if needed, to make changes to the declared technical characteristics. Before use, it is advisable to look at the SAFETY INFORMATION TECHNIQUE for info regarding use and protection of people and of the environment, in compliance with existing EEC regulations.

### Coverings

	suggested	not suggested	not possible
thick leathers	✓		
thin elastic leathers	✓		
natural leathers	✓		
fabric	✓		
microfibre	✓		
leather + split			✓
DeLuxe*			✓
multi colour**			✓
multi-category**			✓
multi covering**			✓

Please note: for not removable models, only one colour fabric covers are available.

\* Deluxe, Fabrics and microfibers are not available for the U.K. - USA/CA - IE market.



M1F

### Feet



PM2139

PM2293

PM2294



PM2295

### Ottoman



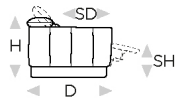

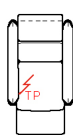
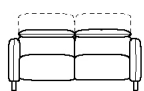
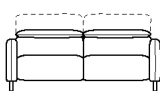
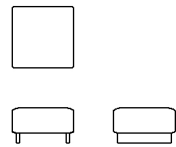
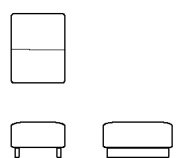
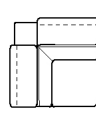
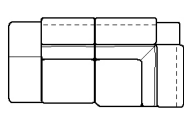
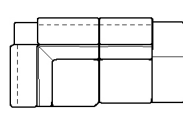

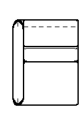
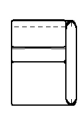
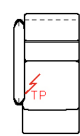
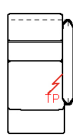

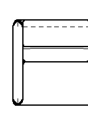
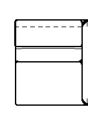
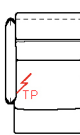
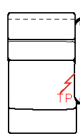
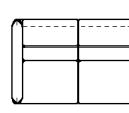
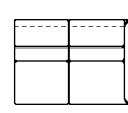
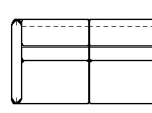
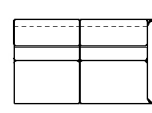
We reserve the right to amend materials, covers and product dimensions shown on the data sheet, for production purposes and without prior notice. The line drawings, graphic information, dimensions, and volume provided are approximate and may vary due to the tolerances allowed in the production process with a view to improvements. The following maximum load values are recommended under normal use: armchairs max. 120 kg, 2-seater sofas max. 200 kg (2x100 kg), 3-seater sofas max. 240 kg (3x80 kg). Exceeding the recommended load may cause a structural failure of the sofa/armchair or its components.

↑ fold following the dotted line ↑

# N\_Country

NICOLETTIHOME

L Length - H Height - D Depth - SH Seat Height - SD Seat Depth  
Dimensions refer to maximum sizes of the version with closed mechanism (where available).

					
dimensions	L 85 H80 D113 SH47 SD56	L 85 H80 D113 SH47 SD56	L 170 H80 D113 SH47 SD56	L 200 H80 D113 SH47 SD56	L 80 H47 D80 SH- SD-
version code	100	161	200	300	540
Description	chair	chair with elec.recl.	2 seater	3 seater	ottoman
					
L 70 H47 D90 SH- SD- 635	L 115 H80 D118 SH47 SD56 E35	L 229 H80 D118 SH47 SD56 C48	L 229 H80 D118 SH47 SD56 C47	L 70 H80 D113 SH47 SD56 130	L 85 H80 D113 SH47 SD56 120
rectangular ottoman	sq.corner upliftab. headrest	lhf upl.headr.sq. corn.chair	rhf upl.headr. sq.corn.chair	chair without armr.	1 left arm facing chair
					
L 85 H80 D113 SH47 SD56 110	L 85 H80 D113 SH47 SD56 174	L 85 H80 D113 SH47 SD56 173	L 85 H80 D113 SH47 SD56 144	L 100 H80 D113 SH47 SD56 124	L 100 H80 D113 SH47 SD56 114
1 right arm facing chair	elec.rec.chair 1arm laf	elec.rec.chair 1arm raf	maxi chair no arm	lhf maxi chair	rhf maxi chair
					
L 100 H80 D113 SH47 SD56 613	L 100 H80 D113 SH47 SD56 612	L 155 H80 D113 SH47 SD56 220	L 155 H80 D113 SH47 SD56 210	L 185 H80 D113 SH47 SD56 320	L 185 H80 D113 SH47 SD56 310
1laf maxi chair rec.el	1raf maxi chair rec.el	1left arm facing 2 str	1right arm facing 2 str	1left arm facing 3 str	1right arm facing 3 str

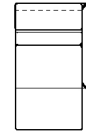
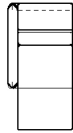
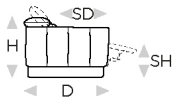
↓ fold following the dotted line ↓

↑ fold following the dotted line ↑

# N\_Country

 NICOLETTIHOME

**L Length - H Height - D Depth - SH Seat Height - SD Seat Depth**  
Dimensions refer to maximum sizes of the version with closed mechanism (where available).



dimensions	L 85	L 85	L 100	L 100
version code	H80 D165 SH47 SD108 420	H80 D165 SH47 SD108 410	H80 D165 SH47 SD108 602	H80 D165 SH47 SD108 601
Description	chaise lon.lhf arm fac	chaise lon.rhf arm fac	maxi chaise lon.lft arm fac.	maxi chaise lon.rgt arm fac.

↓ fold following the dotted line ↓