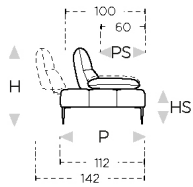


↑ piegare lungo la linea tratteggiata ↑

N_Soul

NICOLETTIHOME

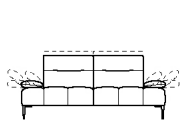
L Lunghezza - H Altezza - P Profondità - HS Altezza di seduta - PS Profondità di seduta
Le dimensioni si riferiscono al massimo ingombro della versione con meccanismo chiuso dove previsto.



dimensioni

codice versione

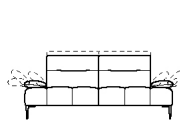
Descrizione



L 210
H99 P112 HS46 PS60

200

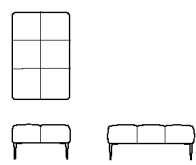
div.2 posti



L 230
H99 P112 HS46 PS60

300

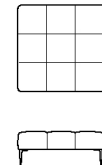
div.3 posti



L 75
H46 P112 HS- PS-

635

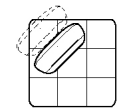
pouf rettang.



L 112
H46 P112 HS- PS-

560

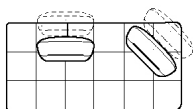
pouf big



L 112
H99 P112 HS46 PS60

D10

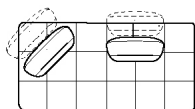
ang.quad.sp.
mobile



L 223
H99 P112 HS46 PS60

D12

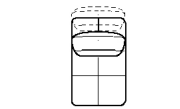
ang.q.p.t.sxsp.mob.



L 223
H99 P112 HS46 PS60

D11

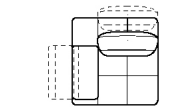
ang.q.p.t.dxsp.mob.



L 70
H99 P112 HS46 PS60

130

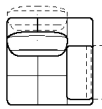
pol.t. sb



L 105
H99 P112 HS46 PS60

120

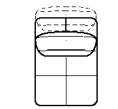
pol.t. 1b sx



L 105
H99 P112 HS46 PS60

110

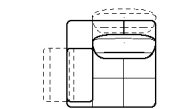
pol.t. 1b dx



L 80
H99 P112 HS46 PS60

144

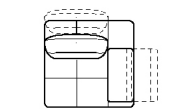
pol.sb maxi



L 115
H99 P112 HS46 PS60

124

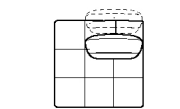
pol.1bsx maxi



L 115
H99 P112 HS46 PS60

114

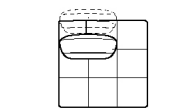
pol.1bdx maxi



L 111
H99 P112 HS46 PS60

169

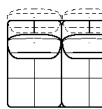
p.sb ter.m.sx



L 111
H99 P112 HS46 PS60

168

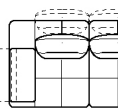
p.sb ter.m.dx



L 140
H99 P112 HS46 PS60

230

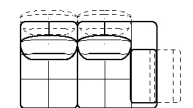
divano 2p sb



L 175
H99 P112 HS46 PS60

220

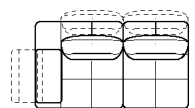
div.2p 1b sx



L 175
H99 P112 HS46 PS60

210

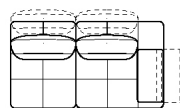
div.2p 1b dx



L 195
H99 P112 HS46 PS60

320

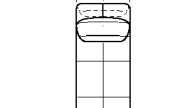
div.3 p.1b sx



L 195
H99 P112 HS46 PS60

310

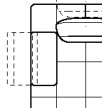
div.3 p.1b dx



L 70
H99 P149 HS46 PS97

T63

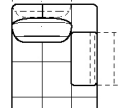
chaise long.sb



L 105
H99 P149 HS46 PS97

420

chaise long.bsx



L 105
H99 P149 HS46 PS97

410

chaise long.bdx

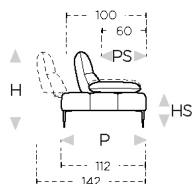
↓ piegare lungo la linea tratteggiata ↓

↑ piegare lungo la linea tratteggiata ↑

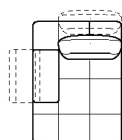
N_Soul

 NICOLETTIHOME

L Lunghezza - **H** Altezza - **P** Profondità - **HS** Altezza di seduta - **PS** Profondità di seduta
Le dimensioni si riferiscono al massimo ingombro della versione con meccanismo chiuso dove previsto.



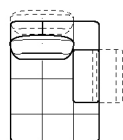
dimensioni



L 115
H99 P149 HS46 PS97

codice versione

602



L 115
H99 P149 HS46 PS97

Descrizione

ch.long.maxi

1bsx

ch.long.maxi

1bdx

↓ piegare lungo la linea tratteggiata ↓