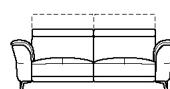
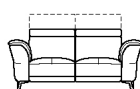
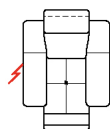
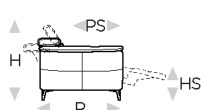


↑ piegare lungo la linea tratteggiata ↑

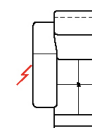
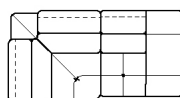
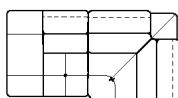
# N\_Charleston

NICOLETTIHOME

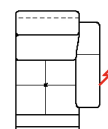
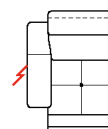
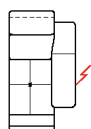
L Lunghezza - H Altezza - P Profondità - HS Altezza di seduta - PS Profondità di seduta  
Le dimensioni si riferiscono al massimo ingombro della versione con meccanismo chiuso dove previsto.



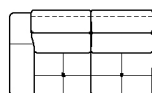
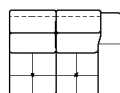
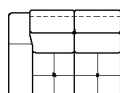
dimensioni	L 110 H79 P109 HS43 PS58	L 110 H79 P109 HS43 PS58	L 170 H79 P109 HS43 PS58	L 210 H79 P109 HS43 PS58	L 117 H79 P117 HS43 PS58
codice versione	100	161	200	300	E35
Descrizione	poltrona	pol. rec.elet.	div.2 posti	div.3 posti	ang.q.pogg.soll.



L 221 H79 P117 HS43 PS58	L 221 H79 P117 HS43 PS58	L 58 H79 P109 HS43 PS58	L 86 H79 P109 HS43 PS58	L 86 H79 P109 HS43 PS58	L 88 H79 P109 HS43 PS58
C48	C47	130	120	110	174
a.q.p.t.pog. sol.sx	a.q.p.t.pog. sol.dx	pol.t. sb	pol.t. 1b sx	pol.t. 1b dx	pol.1bsx rec.elet.



L 88 H79 P109 HS43 PS58	L 77 H79 P109 HS43 PS58	L 110 H79 P109 HS43 PS58	L 110 H79 P109 HS43 PS58	L 110 H79 P109 HS43 PS58	L 110 H79 P109 HS43 PS58
173	144	124	114	613	612
pol.1bdx rec.elet.	pol.sb maxi	pol.1bsx maxi	pol.1bdx maxi	p. maxi 1bsx r.el	p. maxi 1bdx r.el



L 144 H79 P109 HS43 PS58	L 144 H79 P109 HS43 PS58	L 182 H79 P109 HS43 PS58	L 182 H79 P109 HS43 PS58
220	210	320	310
div.2p 1b sx	div.2p 1b dx	div.3 p.1b sx	div.3 p.1b dx

↓ piegare lungo la linea tratteggiata ↓