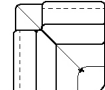
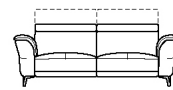
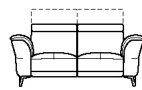
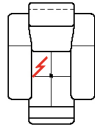
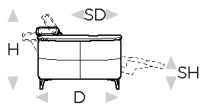


↑ fold following the dotted line ↑

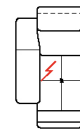
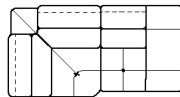
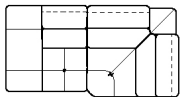
N_Charleston

NICOLETTIHOME

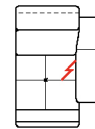
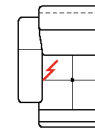
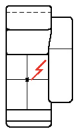
L Length - H Height - D Depth - SH Seat Height - SD Seat Depth
 Dimensions refer to maximum sizes of the version with closed mechanism (where available).



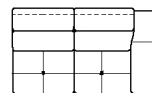
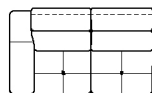
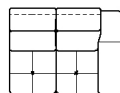
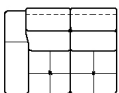
dimensions	L 110 H79 D109 SH43 SD58	L 110 H79 D109 SH43 SD58	L 170 H79 D109 SH43 SD58	L 210 H79 D109 SH43 SD58	L 117 H79 D117 SH43 SD58
version code	100	161	200	300	E35
Description	chair	chair with elec.recl.	2 seater	3 seater	sq.corner upliflab. headrest



L 221 H79 D117 SH43 SD58	L 221 H79 D117 SH43 SD58	L 58 H79 D109 SH43 SD58	L 86 H79 D109 SH43 SD58	L 86 H79 D109 SH43 SD58	L 88 H79 D109 SH43 SD58
C48	C47	130	120	110	174
lhf upl.headr.sq. corn.chair	rhf upl.headr. sq.corn.chair	chair without armr.	1 left arm facing chair	1 right arm facing chair	elec.rec.chair 1arm laf



L 88 H79 D109 SH43 SD58	L 77 H79 D109 SH43 SD58	L 110 H79 D109 SH43 SD58	L 110 H79 D109 SH43 SD58	L 110 H79 D109 SH43 SD58	L 110 H79 D109 SH43 SD58
173	144	124	114	613	612
elec.rec.chair 1arm raf	maxi chair no arm	lhf maxi chair	rhf maxi chair	1laf maxi chair rec.el	1raf maxi chair rec.el



L 144 H79 D109 SH43 SD58	L 144 H79 D109 SH43 SD58	L 182 H79 D109 SH43 SD58	L 182 H79 D109 SH43 SD58
220	210	320	310
1left arm facing 2 str	1right arm facing 2 str	1left arm facing 3 str	1right arm facing 3 str

↓ fold following the dotted line ↓