



Model Code N8623

date of issue 26-04-23 revision 00
revision of 26-05-23 (the present replaces any previous versions)

Designer: Abruzzese

Structure: pinewood, multilayer and plywood covered with polyurethane foam.

Spring system: elastic webbing

Seat Padding: seat cushions in ecological polyurethane foam covered with 100% polyester layer

Back Padding: backrests in fiber (synthetic fiberfill)

Arm Interior: in ecological polyurethane foam covered with 100% polyester layer

Removability: not available

Sewing: leather covers feasible with contrast stitching in the colors available; cuts and sewing vary on microfiber (or fabric) covers.

Mechanisms: recliner versions equipped with electrically powered metal mechanism with button panel positioned on the sides. The depth of the open recliner is 158 cm.

Standard feet: PM2270, in shiny metal, h. 13.5 cm also available in graubraun finish. Some versions may be equipped with hidden feet with a supporting structural function.

Please note: the model can be produced in fabric or with elastic thin leather covers or with microfiber Berlin.

Density of seat and back kg/cbm (±5%) ⁽¹⁾

Markets	Seat	Back
I	30 Medium	
D - NL - CH		
USA - California		
GB	37 fire retardant	
Others	30 Medium	

Note: when no values/contents are specified in the chart, please refer to 'Others' field/area.

⁽¹⁾Density: volume mass apparently determined on materials without any kind of covers and according to the UNI EN ISO 845 regulations. Indicated values refer to production averages; the Company reserves the right, if needed, to make changes to the declared technical characteristics. Before use, it is advisable to look at the SAFETY INFORMATION TECHNIQUE for info regarding use and protection of people and of the environment, in compliance with existing EEC regulations.

Coverings

	suggested	not suggested	not possible
thick leathers			✓
thin elastic leathers	✓		
natural leathers			✓
fabric	✓		
microfibre	✓		
leather + split			✓
DeLuxe			✓
multi colour**			✓
multi-category**			✓
multi covering**			✓

Please note: for not removable models, only one colour fabric covers are available.

Components / Optional vers.

--	--	--

Feet



PM2270

--	--	--

Ottoman

--	--	--

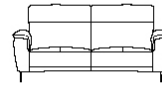
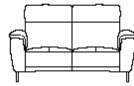
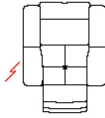
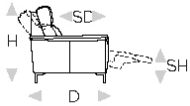
With the reservation of carrying for production purposes and without advanced notices modifications on the materials, coverings and dimensions of the product as indicated in the relevant specification. The given dimensions and volume are of indicative value being subject to the production process tolerances. For normal use, the following maximum loads are recommended: Armchairs max. 120 kg, 2-seat sofas max. 200 kg (2x100 kg), 3-seat sofas max. 240 kg (3x80 kg). Use with loads exceeding the indicated values may cause the sofa/armchair or its components to break.

↑ fold following the dotted line ↑

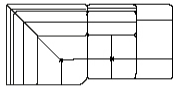
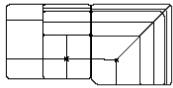
n_Utah

NICOLETTIHOME

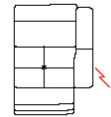
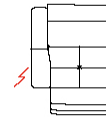
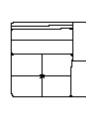
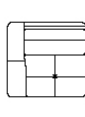
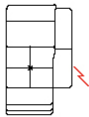
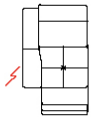
L Length - H Height - D Depth - SH Seat Height - SD Seat Depth
Dimensions refer to maximum sizes of the version with closed mechanism (where available).



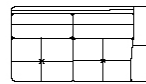
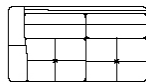
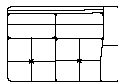
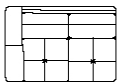
dimensions	L 108/43" H100/39" D97/38" SH44/17" SD54/21"	L 109/43" H100/39" D97/38" SH44/17" SD54/21"	L 165/65" H100/39" D97/38" SH44/17" SD54/21"	L 203/80" H100/39" D97/38" SH44/17" SD54/21"	L 104/41" H100/39" D104/41" SH44/17" SD54/21"
version code	100	161	200	300	040
Description	chair	chair with elec.recl.	2 seater	3 seater	square corner



L 210/83" H100/39" D104/41" SH44/17" SD54/21"	L 210/83" H100/39" D104/41" SH44/17" SD54/21"	L 58/23" H100/39" D97/38" SH44/17" SD54/21"	L 77/30" H100/39" D97/38" SH44/17" SD54/21"	L 83/33" H100/39" D97/38" SH44/17" SD54/21"	L 83/33" H100/39" D97/38" SH44/17" SD54/21"
042	041	130	144	120	110
sq.cor.chr.sq.ter.leftsq.cor.chr.sq.ter. fac.	rig.fac.	chair without armr.	maxi chair no arm	1 left arm facing chair	1 right arm facing chair



L 84/33" H100/39" D97/38" SH44/17" SD54/21"	L 84/33" H100/39" D97/38" SH44/17" SD54/21"	L 102/40" H100/39" D97/38" SH44/17" SD54/21"	L 102/40" H100/39" D97/38" SH44/17" SD54/21"	L 103/41" H100/39" D97/38" SH44/17" SD54/21"	L 103/41" H100/39" D97/38" SH44/17" SD54/21"
174	173	124	114	613	612
elec.rec.chair 1arm laf	elec.rec.chair 1arm raf	lhf maxi chair	rhf maxi chair	1laf maxi chair rec.el	1raf maxi chair rec.el



L 140/55" H100/39" D97/38" SH44/17" SD54/21"	L 140/55" H100/39" D97/38" SH44/17" SD54/21"	L 178/70" H100/39" D97/38" SH44/17" SD54/21"	L 178/70" H100/39" D97/38" SH44/17" SD54/21"
220	210	320	310
1left arm facing 2 str	1right arm facing 2 str	1left arm facing 3 str	1right arm facing 3 str

↓ fold following the dotted line ↓