



Model Code N8470

date of issue 12-03-18 revision 00
revision of 18-05-21 (the present replaces any previous versions)

Designer: lauriero design

Structure: pinewood, multilayer and plywood covered with polyurethane foam.

Spring system: elastic webbing.

Seat Padding: seat cushions in ecological polyurethane foam covered with 100% polyester padding.

Back Padding: back cushions and headrests in ecological polyurethane foam covered with 100% polyester padding.

Arm Interior: ecological polyurethane foam covered with 100% polyester padding.

Removability: not available.

Sewing: leather coverings feasible with contrast stitching in the colors available; cuts and sewing vary on microfiber (or fabric) coverings. The model is available with 1.2 mm thick thread, on leather versions only.

Mechanisms: the model is equipped with manually liftable headrests. The height of the model with lifted headrests is 96 cm.

Standard feet: the model is lifted 15 cm off the floor. PM2036 on armrest sides, PM2038 on meridian end sides, PM2040 on RHF/LHF chaise long front sides, PM2041 on ottomans, all in shiny metal, also available in titanium, graubraun, antique bronze, white grey, green blue, red ruby, golden and satinized finish. Feet PM2036 are enhanced by a detail (PL2037) available in tobacco ash, white ash, anthracite ash and dark ash.

Density of seat and back

Markets	Seat	Back
I	35 Medium	24
D - NL - CH		
USA - California		
GB	37 fire retardant	27 fire retardant
Others	35 Medium	24

Note: when no values/contents are specified in the chart, please refer to 'Others' field/area.

Coverings

	suggested	not suggested	not possible
thick leathers	✓		
thin elastic leathers	✓		
natural leathers	✓		
fabric	✓		
microfibre	✓		
leather + split			✓
DeLuxe			✓
multi colour			✓
multi-category			
multi covering			✓

Please note: for not removable models, only one colour fabric covers are available.

Multicovering / Components / Optional vers.



Feet



PM2036

PM2038

Ottoman



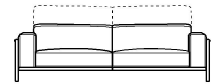
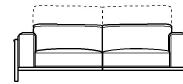
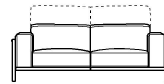
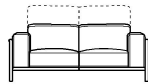
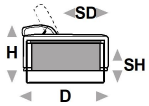
With the reservation of carrying for production purposes and without advanced notices modifications on the materials, coverings and dimensions of the product as indicated in the relevant specification. The given dimensions and volume are of indicative value being subject to the production process tolerances.

↑ fold following the dotted line ↑

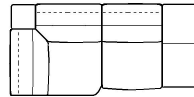
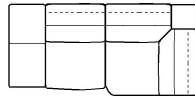
n_bamboo

NICOLETTIHOME

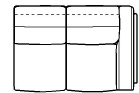
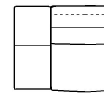
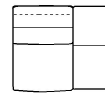
L Length - H Height - D Depth - SH Seat Height - SD Seat Depth
Dimensions refer to maximum sizes of the version with closed mechanism (where available).



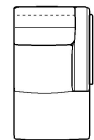
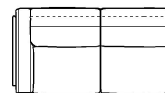
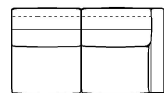
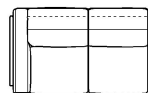
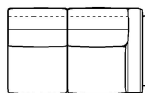
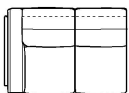
dimensions	L 107 H73 D110 SH42 SD60	L 180 H73 D110 SH42 SD60	L 200 H73 D110 SH42 SD60	L 224 H73 D110 SH42 SD60	L 250 H73 D110 SH42 SD60
version code	100	200	240	300	F82
Description	chair	2 seater	2 1/2 seater	3 seater	3 seater xl



L 75 H- D75 SH42 SD-	L 117 H73 D117 SH42 SD87	L 240 H73 D117 SH42 SD87	L 240 H73 D117 SH42 SD87	L 77 H73 D110 SH42 SD60	L 100 H73 D110 SH42 SD60
540	E35	C48	C47	130	110
ottoman	sq.corner upliftab. headrest	lhf upl.headr.sq. corn.chair	rhf upl.headr. sq.corn.chair	chair without armr.	1 right arm facing chair



L 100 H73 D110 SH42 SD60	L 112 H73 D110 SH42 SD60	L 112 H73 D110 SH42 SD60	L 123 H73 D110 SH42 SD60	L 123 H73 D110 SH42 SD60	L 157 H73 D110 SH42 SD60
120	114	124	168	169	210
1 left arm facing chair	rhf maxi chair	lhf maxi chair	chr no arms mer.rgt fac.ter.	chr no arms mer.lft fac. term.	1right arm facing 2 str



L 157 H73 D110 SH42 SD60	L 177 H73 D110 SH42 SD60	L 177 H73 D110 SH42 SD60	L 201 H73 D110 SH42 SD60	L 201 H73 D110 SH42 SD60	L 100 H73 D170 SH42 SD120
220	251	252	310	320	410
1left arm facing 2 str	1 right arm fac.2 1/2 str	1 left arm fac. 2 1/2 str	1right arm facing 3 str	1left arm facing 3 str	chaise lon.rhf arm fac

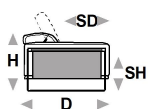
↓ fold following the dotted line ↓

↑ fold following the dotted line ↑

n_bamboo

 NICOLETTIHOME

L Length - H Height - D Depth - SH Seat Height - SD Seat Depth
Dimensions refer to maximum sizes of the version with closed mechanism (where available).



dimensions

L 100
H73 D170 SH42 SD120

version code

420

Description

chaise lon.lhf
arm fac

↓ fold following the dotted line ↓