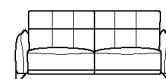
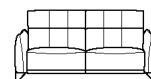
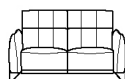
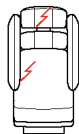
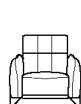
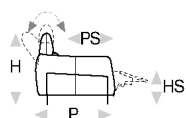


↑ piegare lungo la linea tratteggiata ↑

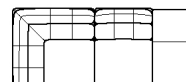
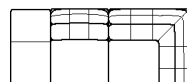

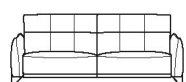
n_Claire

NICOLETTIHOME

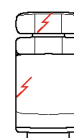
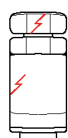
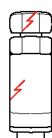
L Lunghezza - H Altezza - P Profondità - HS Altezza di seduta - PS Profondità di seduta
Le dimensioni si riferiscono al massimo ingombro della versione con meccanismo chiuso dove previsto.



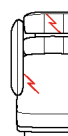
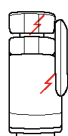
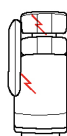
dimensioni	L 92 H98 P102 HS43 PS59	L 92 H98 P102 HS43 PS59	L 150 H98 P102 HS43 PS59	L 182 H98 P102 HS43 PS59	L 202 H98 P102 HS43 PS59
codice versione	100	161	200	240	300
Descrizione	poltrona	pol. rec.elet.	div.2 posti	div.2p1/2	div.3 posti



L 222 H98 P102 HS43 PS59	L 74 H43 P85 HS- PS-	L 104 H98 P104 HS43 PS59	L 228 H98 P104 HS43 PS59	L 228 H98 P104 HS43 PS59	L 58 H98 P99 HS43 PS59
F 82	635	040	042	041	D 62
div.3p xl	pouf rettang.	ang.quad.	ang.q.pol.t.sx	ang.q.pol.t.dx	pol.t. sb mini



L 58 H98 P99 HS43 PS59	L 74 H98 P99 HS43 PS59	L 74 H98 P99 HS43 PS59	L 84 H98 P99 HS43 PS59	L 84 H98 P99 HS43 PS59	L 75 H98 P102 HS43 PS59
I 06	130	E 95	144	I 82	B 69
pol.t.sb mini rec.el.	pol.t. sb	pol.sb re.el.	pol.sb maxi	p.sb maxi rec.el.	pol.t.mini 1b sx



L 75 H98 P102 HS43 PS59	L 75 H98 P102 HS43 PS59	L 75 H98 P102 HS43 PS59	L 91 H98 P102 HS43 PS59	L 91 H98 P102 HS43 PS59	L 91 H98 P102 HS43 PS59
B 68	C 37	C 36	120	110	174
pol.t.mini 1b dx	pol.mini 1bsx r.el.	pol.mini 1bdx r.el.	pol.t. 1b sx	pol.t. 1b dx	pol.1bsx rec.elet.

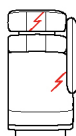
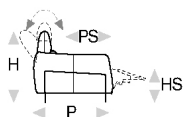
↓ piegare lungo la linea tratteggiata ↓

↑ piegare lungo la linea tratteggiata ↑

n_Claire

NICOLETTIHOME

L Lunghezza - H Altezza - P Profondità - HS Altezza di seduta - PS Profondità di seduta
Le dimensioni si riferiscono al massimo ingombro della versione con meccanismo chiuso dove previsto.



L 91
H98 P102 HS43 PS59
codice versione
173

dimensioni

Descrizione

pol.1bdx rec.elet.



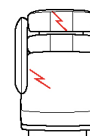
L 101
H98 P102 HS43 PS59
codice versione
124

pol.1bsx maxi



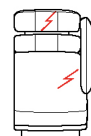
L 101
H98 P102 HS43 PS59
codice versione
114

pol.1bdx maxi



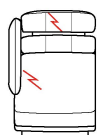
L 101
H98 P102 HS43 PS59
codice versione
613

p. maxi 1bsx r.el



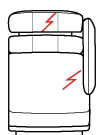
L 101
H98 P102 HS43 PS59
codice versione
612

p. maxi 1bdx r.el



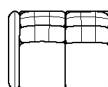
L 111
H98 P102 HS43 PS59
codice versione
Q89

pol.1b sx xl
rec.el.



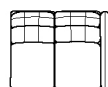
L 111
H98 P102 HS43 PS59
codice versione
Q88

pol.1b dx xl
rec.el.



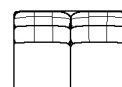
L 133
H98 P102 HS43 PS59
codice versione
220

div.2p 1b sx



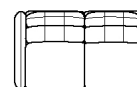
L 133
H98 P102 HS43 PS59
codice versione
210

div.2p 1b dx



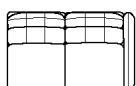
L 148
H98 P99 HS43 PS59
codice versione
243

div.2p1/2 sb



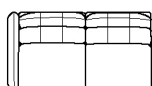
L 165
H98 P102 HS43 PS59
codice versione
252

div.2p1/2 1br sx



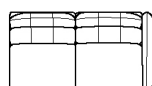
L 165
H98 P102 HS43 PS59
codice versione
251

div.2p1/2 1br dx



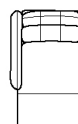
L 185
H98 P102 HS43 PS59
codice versione
320

div.3 p.1b sx



L 185
H98 P102 HS43 PS59
codice versione
310

div.3 p.1b dx



L 91
H98 P152 HS43 PS109
codice versione
420

chaise long.bsx



L 91
H98 P152 HS43 PS109
codice versione
410

chaise long.bdx

↓ piegare lungo la linea tratteggiata ↓