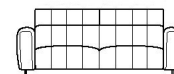
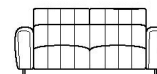
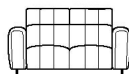
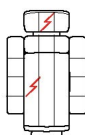
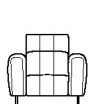
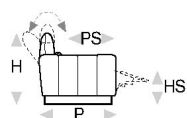


↑ piegare lungo la linea tratteggiata ↑

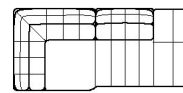
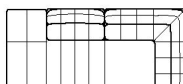
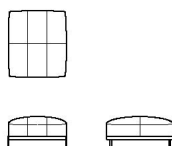
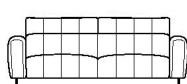
# n\_Carlis

NICOLETTIHOME

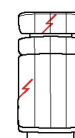
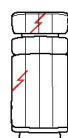
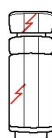
L Lunghezza - H Altezza - P Profondità - HS Altezza di seduta - PS Profondità di seduta  
Le dimensioni si riferiscono al massimo ingombro della versione con meccanismo chiuso dove previsto.



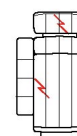
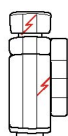
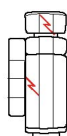
dimensioni	L 102 H98 P99 HS43 PS59	L 102 H98 P99 HS43 PS59	L 160 H98 P99 HS43 PS59	L 192 H98 P99 HS43 PS59	L 212 H98 P99 HS43 PS59
codice versione	100	161	200	240	300
Descrizione	poltrona	pol. rec.elet.	div.2 posti	div.2p1/2	div.3 posti



L 232 H98 P99 HS43 PS59	L 72 H43 P89 HS- PS-	L 104 H98 P104 HS43 PS59	L 226 H98 P104 HS43 PS59	L 226 H98 P104 HS43 PS59	L 58 H98 P99 HS43 PS59
F 82	635	040	042	041	D 62
div.3p xl	pouf rettang.	ang.quad.	ang.q.pol.t.sx	ang.q.pol.t.dx	pol.t. sb mini



L 58 H98 P99 HS43 PS59	L 74 H98 P99 HS43 PS59	L 74 H98 P99 HS43 PS59	L 84 H98 P99 HS43 PS59	L 84 H98 P99 HS43 PS59	L 80 H98 P99 HS43 PS59
I 06	130	E 95	144	I 82	B 69
pol.t.sb mini rec.el.	pol.t. sb	pol.sb re.el.	pol.sb maxi	p.sb maxi rec.el.	pol.t.mini 1b sx



L 80 H98 P99 HS43 PS59	L 80 H98 P99 HS43 PS59	L 80 H98 P99 HS43 PS59	L 96 H98 P99 HS43 PS59	L 96 H98 P99 HS43 PS59	L 96 H98 P99 HS43 PS59
B 68	C 37	C 36	120	110	174
pol.t.mini 1b dx	pol.mini 1bsx r.el.	pol.mini 1bdx r.el.	pol.t. 1b sx	pol.t. 1b dx	pol.1bsx rec.elet.

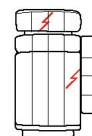
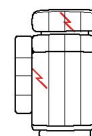
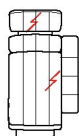
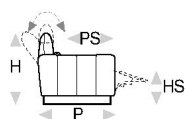
↓ piegare lungo la linea tratteggiata ↓

↑ piegare lungo la linea tratteggiata ↑

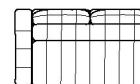
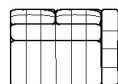
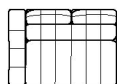
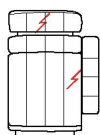
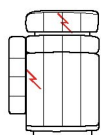
# n\_Carlis

NICOLETTIHOME

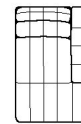
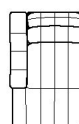
L Lunghezza - H Altezza - P Profondità - HS Altezza di seduta - PS Profondità di seduta  
Le dimensioni si riferiscono al massimo ingombro della versione con meccanismo chiuso dove previsto.



dimensioni	L 96 H98 P99 HS43 PS59	L 106 H98 P99 HS43 PS59	L 106 H98 P99 HS43 PS59	L 106 H98 P99 HS43 PS59	L 106 H98 P99 HS43 PS59
codice versione	173	124	114	613	612
Descrizione	pol.1bdx rec.elet.	pol.1bsx maxi	pol.1bdx maxi	p. maxi 1bsx r.el	p. maxi 1bdx r.el



L 116 H98 P99 HS43 PS59	L 116 H98 P99 HS43 PS59	L 138 H98 P99 HS43 PS59	L 138 H98 P99 HS43 PS59	L 148 H98 P99 HS43 PS59	L 170 H98 P99 HS43 PS59
Q89	Q88	220	210	243	252
pol.1b sx xl rec.el.	pol.1b dx xl rec.el.	div.2p 1b sx	div.2p 1b dx	div.2p1/2 sb	div.2p1/2 1br sx



L 170 H98 P99 HS43 PS59	L 190 H98 P99 HS43 PS59	L 190 H98 P99 HS43 PS59	L 96 H98 P154 HS43 PS109	L 96 H98 P154 HS43 PS109
251	320	310	420	410
div.2p1/2 1br dx	div.3 p.1b sx	div.3 p.1b dx	chaise long.bsx	chaise long.bdx

↓ piegare lungo la linea tratteggiata ↓