

↑ plier le long de la ligne en tirets ↑

# n\_Megan

NICOLETTIHOME

L Longueur - H Hauteur - P Profondeur - HS Hauteur d'assise - PS Profondeur d'assise  
Les dimensions se réfèrent à l'encombrement maximal de la version avec mécanisme fermé si prévu.

dimensions	L 104 H79 P108 HS46 PS58	L 174 H79 P108 HS46 PS58	L 194 H79 P108 HS46 PS58	L 214 H79 P108 HS46 PS58	L 80 H- P70 HS46 PS-
code version	190	200	240	300	635
Description	fauteuil petit	canape 2 places	canape 2 places et demi	canape 3 places.	pouf rectangulaire
L 106 H79 P108 HS46 PS58	L 178 H79 P108 HS46 PS58	L 176 H79 P108 HS46 PS58	L 176 H79 P108 HS46 PS58	L 198 H79 P108 HS46 PS58	L 196 H79 P108 HS46 PS58
566	408	393	394	G03	G04
petit faut. relax elect.	can.2p rec.dr-gh el.	can.2 plc relax elec.dr	can.2plc relax elec.gh	can.2p1/2 rec. dr-gh el.	can.2p1/2 rec.dr el.
L 196 H79 P108 HS46 PS58	L 218 H79 P108 HS46 PS58	L 216 H79 P108 HS46 PS58	L 216 H79 P108 HS46 PS58	L 128 H79 P128 HS46 PS58	L 108 H79 P108 HS46 PS58
G05	T09	T07	T08	000	E35
can.2p1/2 rec.gh el.	3p 2cous. 2rel.el. dr-gh	3p 2cous.1rel.el. dr	3p 2cous.1rel.el. gh	angle	angle carre tet.rel.
L 228 H79 P110 HS46 PS58	L 228 H79 P110 HS46 PS58	L 70 H79 P108 HS46 PS58	L 97 H79 P108 HS46 PS58	L 97 H79 P108 HS46 PS58	L 118 H79 P108 HS46 PS58
C47	C48	130	110	120	168
ang.car/1pl ter./tet.rel.d	ang.car/1pl ter./tet.rel.g	chauffeuse 1 plc.	batard 1 plc acc.dr	batard 1 plc acc.gh	chauff.1 plc term. mer.dr.

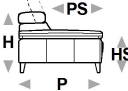

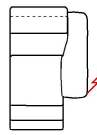
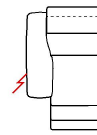
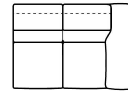
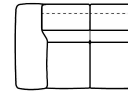
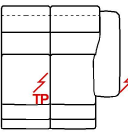
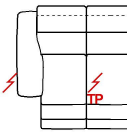
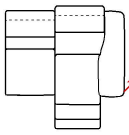
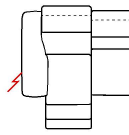
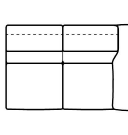
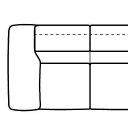
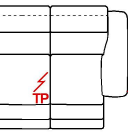
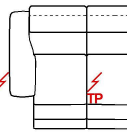
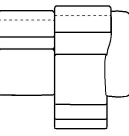
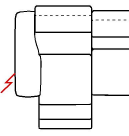
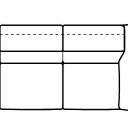
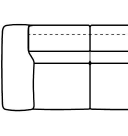
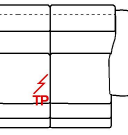
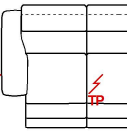
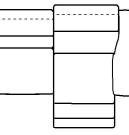
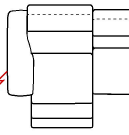
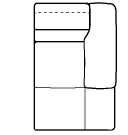
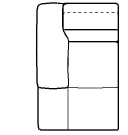
↓ plier le long de la ligne en tirets ↓

↑ plier le long de la ligne en tirets ↑

# n\_Megan

 NICOLETTIHOME

L Longueur - H Hauteur - P Profondeur - HS Hauteur d'assise - PS Profondeur d'assise  
Les dimensions se réfèrent à l'encombrement maximal de la version avec mécanisme fermé si prévu.

dimensions	L 118 H79 P108 HS46 PS58	L 99 H79 P108 HS46 PS58	L 99 H79 P108 HS46 PS58	L 147 H79 P108 HS46 PS58	L 147 H79 P108 HS46 PS58
					
code version	169	173	174	210	220
Description	chauff.1 plc term. mer.gh.	bat.1pl adr rec. elec.	bat.1pl.agh rec.elec.	batard 2plc accoud.droit	batard 2 plc accoud.gauche
					
L 151 H79 P108 HS46 PS58 B11	L 151 H79 P108 HS46 PS58 B12	L 149 H79 P108 HS46 PS58 395	L 149 H79 P108 HS46 PS58 396	L 167 H79 P108 HS46 PS58 251	L 167 H79 P108 HS46 PS58 252
bat.2p adr rec.dr- gh el.	bat.2p agh rec.dr-gh el.	bat.2plc relax elec.acc.adr	bat.2plc relax elec.acc.agh	bat. 2,5 pl. acc.dr	bat. 2,5 pl. acc.gh
					
L 171 H79 P108 HS46 PS58 B15	L 171 H79 P108 HS46 PS58 B16	L 169 H79 P108 HS46 PS58 G06	L 169 H79 P108 HS46 PS58 G07	L 187 H79 P108 HS46 PS58 310	L 187 H79 P108 HS46 PS58 320
bat.2,5p adr rec. dr-gh el.	bat.2,5p agh rec.dr-gh el.	batard 2,5plc rel.adr el.	batard 2,5plc rel.agh el.	batard 3 plc accoud.droit	batard 3 places accoud.gauche
					
L 191 H79 P108 HS46 PS58 C34	L 191 H79 P108 HS46 PS58 C35	L 189 H79 P108 HS46 PS58 403	L 189 H79 P108 HS46 PS58 404	L 97 H79 P168 HS46 PS118 410	L 97 H79 P168 HS46 PS118 420
bat.3p dr 2 relax el.	bat.3p gh 2 relax el.	bat.3plc rel.elec.acc.adr	bat.3plc relax elec.acc.agh	chaise longue acc.dr	chaise longue acc.gh

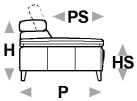
↓ plier le long de la ligne en tirets ↓

↑ plier le long de la ligne en tirets ↑

# n\_Megan

 NICOLETTIHOME

L Longueur - H Hauteur - P Profondeur - HS Hauteur d'assise - PS Profondeur d'assise  
Les dimensions se réfèrent à l'encombrement maximal de la version avec mécanisme fermé si prévu.



dimensions

L 51  
H64 P105 HS- PS-

code version

178

Description

pouf home  
cinema

↓ plier le long de la ligne en tirets ↓