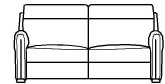
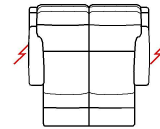
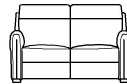
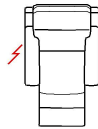
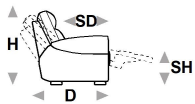


↑ fold following the dotted line ↑

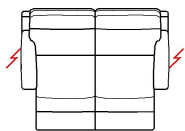
n_Atlanta

 NICOLETTIHOME

L Length - H Height - D Depth - SH Seat Height - SD Seat Depth
Dimensions refer to maximum sizes of the version with closed mechanism (where available).



| dimensions | L 94 H99 D94 SH47 SD52 | L 94 H99 D94 SH47 SD52 | L 154 H99 D94 SH47 SD52 | L 154 H99 D94 SH47 SD52 | L 189 H99 D94 SH47 SD52 |
|--------------|---------------------------|---------------------------|----------------------------|----------------------------|----------------------------|
| version code | 100 | 161 | 200 | 408 | 300 |
| Description | chair | chair with elec.recl. | 2 seater | 2str rg/lf rec.el. | 3 seater |



| L 189 H99 D94 SH47 SD52 |
|-----------------------------------|
| T09 |
| 3 seat.2cush.2 rhf/lhf el.rec. |

↓ fold following the dotted line ↓