

n_seattle



NICOLETTIHOME

Model Code N8551

date of issue 21-01-21 revision 00
revision of 06-02-23 (the present replaces any previous versions)

Designer: centro studi Nicoletti Home

Structure: pinewood, multilayer and plywood covered with polyurethane foam.

Spring system: elastic webbing.

Seat Padding: seat cushions in ecological polyurethane foam covered with 100% polyester padding.

Back Padding: fiber (synthetic fiberfill), headrests in ecological polyurethane foam covered with 100% polyester padding.

Arm Interior: ecological polyurethane foam covered with 100% polyester padding.

Removability: not available

Sewing: leather coverings feasible with contrast stitching in the colors available; cuts and sewings vary on microfiber (or fabric) coverings.

Mechanisms: all versions are equipped with headrests that can be manually lifted. The height of the model with lift-up headrests is 101 cm. Electric recliner versions equipped with electrically powered metal mechanism operated by a touch pad positioned on armrests outer sides, recliner versions equipped with metal mechanism operated by a handle positioned on armrests outer sides. The depth of the open recliner is 156 cm.

Standard feet: black PVC, h. 5 cm

Please note: the model can be produced with elastic thin leather covers or with microfiber Berlin.

Density of seat and back kg/cbm (±5%) ⁽¹⁾

Markets	Seat	Back
I	30 Medium	pog t. 27/ spal fioc
D - NL - CH		
USA - California		
GB	37 fire retardant	pog t. 27/ spal fioc fire retardant
Others	30 Medium	pog t. 27/ spal fioc

Note: when no values/contents are specified in the chart, please refer to 'Others' field/area.

⁽¹⁾Density: volume mass apparently determined on materials without any kind of covers and according to the UNI EN ISO 845 regulations. Indicated values refer to production averages; the Company reserves the right, if needed, to make changes to the declared technical characteristics. Before use, it is advisable to look at the SAFETY INFORMATION TECHNIQUE for info regarding use and protection of people and of the environment, in compliance with existing EEC regulations.

Coverings

	suggested	not suggested	not possible
thick leathers			✓
thin elastic leathers	✓		
natural leathers	✓		
fabric			✓
microfibre	✓		
leather + split			✓
DeLuxe			✓
multi colour**			✓
multi-category**			✓
multi covering**			✓

Please note: for not removable models, only one colour fabric covers are available.

Components / Optional vers.

--	--	--

Feet

		
--	--	--

PVC H5

--	--	--

Ottoman

--	--	--

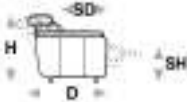



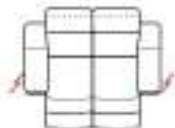



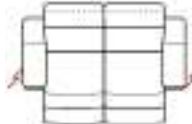


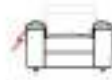





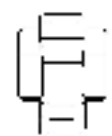

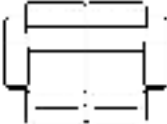
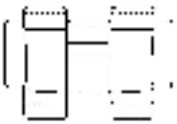
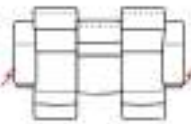
With the reservation of carrying for production purposes and without advanced notices modifications on the materials, coverings and dimensions of the product as indicated in the relevant specification. The given dimensions and volume are of indicative value being subject to the production process tolerances. For normal use, the following maximum loads are recommended: Armchairs max. 120 kg, 2-seat sofas max. 200 kg (2x100 kg), 3-seat sofas max. 240 kg (3x80 kg). Use with loads exceeding the indicated values may cause the sofa/armchair or its components to break.

▲ fold following the dotted line ▲

n_seattle

 NICOLETTIHOME

L Length - H Height - D Depth - SH Seat Height - SD Seat Depth
Dimensions refer to maximum sizes of the version with closed mechanism (where available).

					
dimensions	L 110/43" H84/33" D99/39" SH47/19" SD52/20"	L 110/43" H84/33" D99/39" SH47/19" SD52/20"	L 170/67" H84/33" D99/39" SH47/19" SD52/20"	L 170/67" H84/33" D99/39" SH47/19" SD52/20"	L 85/33" H84/33" D99/39" SH47/19" SD52/20"
version code	100	161	200	408	174
Description	chair	chair with elec.recl.	2 seater	2str rg/lf rec.el.	elec.rec.chair 1 arm laf
					
L 85/33" H84/33" D99/39" SH47/19" SD52/20"	L 205/81" H84/33" D99/39" SH47/19" SD52/20"	L 205/81" H84/33" D99/39" SH47/19" SD52/20"	L 102/40" H84/33" D99/39" SH47/19" SD52/20"	L 102/40" H84/33" D99/39" SH47/19" SD52/20"	L 110/43" H62/24" D99/39" SH47/19" SD52/20"
173	300	T09	613	612	AP3
elec.rec.chair 1 arm raf	3 seater	3 seat.2cush.2 rhf/lhf el.rec.	1laf maxi chair rec.el	1raf maxi chair rec.el	base - electric recl. chair
					
L 95/37" H67/26" D36/14" SH0/0" SD0/0"	L 170/67" H62/24" D99/39" SH47/19" SD52/20"	L 155/61" H67/26" D36/14" SH0/0" SD0/0"	L 205/81" H62/24" D99/39" SH47/19" SD52/20"	L 190/75" H67/26" D36/14" SH0/0" SD0/0"	L 110/43" H84/33" D99/39" SH47/19" SD52/20"
AP2	AO9	AO8	AP1	AP0	103
back cushion elec.recl.chair	base 2 str 2 electric recl.	back cushions 2- s 2 el.recl	base 3 str 2 electric recl.	back cushions 3- s 2 el.recl	chair with recliner
					
L 170/67" H84/33" D99/39" SH47/19" SD52/20"	L 205/81" H84/33" D99/39" SH47/19" SD52/20"	L 230/91" H84/33" D99/39" SH47/19" SD52/20"	L 230/91" H84/33" D99/39" SH47/19" SD52/20"		
343	T06	373	406		
2str 2 rec.rg and lf	3 seat.2 cush.2 rhf/lhf rec.	3str 2 rec. rg and lf	3str 2 el.rec.rg/ lf		

▼ fold following the dotted line ▼