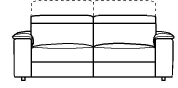
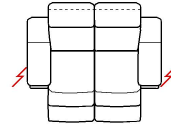
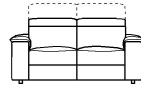
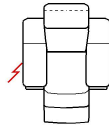
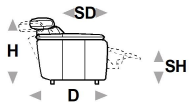


↑ fold following the dotted line ↑

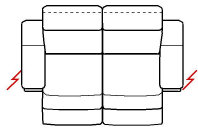
n_seattle

 NICOLETTIHOME

L Length - H Height - D Depth - SH Seat Height - SD Seat Depth
Dimensions refer to maximum sizes of the version with closed mechanism (where available).



dimensions	L 110 H84 D99 SH47 SD52	L 110 H84 D99 SH47 SD52	L 170 H84 D99 SH47 SD52	L 170 H84 D99 SH47 SD52	L 205 H84 D99 SH47 SD52
version code	100	161	200	408	300
Description	chair	chair with elec.recl.	2 seater	2str rg/lf rec.el.	3 seater



L 205 H84 D99 SH47 SD52
T09
3 seat.2cush.2 rhf/lhf el.rec.

↓ fold following the dotted line ↓