

# n\_bubble



NICOLETTIHOME

## Model Code N8466

revision 00 of 19-01-18  
(the present replaces any previous versions)

**Designer:** CENTRO STUDI NICOLETTI HOME

**Structure:** pinewood, multilayer covered with polyurethane foam.

**Spring system:** elastic webbing.

**Seat Padding:** seat cushion in ecologic polyurethane foam covered with 100% polyester layer.

**Back Padding:** entirely removable covers.

**Standard feet:** shiny metal PM921, h. 12 cm, also available in titanium, graubraun, antique bronze or satinized finish.

**Optional versions:** arm pillow (683), made of a roll and a feather mix cushion; it can be used both as headrest and as armrest. Feather mix back (879) with lined polyurethane foam support. Feather mix roll (750).

### Density of seat and back

Markets	Seat	Back
I	35 Medium	35 + piuma
D - NL - CH		
USA - California		
GB	35 fire retardant	35 + piuma fire retardant
Others	35 Medium	35 + piuma

Note: when no values/contents are specified in the chart, please refer to 'Others' field/area.

### Coverings

	suggested	not suggested	not possible
thick leathers			✓
thin elastic leathers			✓
natural leathers			✓
fabric	✓		
microfibre	✓		
leather + split			✓
DeLuxe			✓
multicovering			✓
multicolour	✓		

Please note: for not removable models, only one colour fabric covers are available.

Available in one color / one cover or in two tones: SEE SCHEME BELOW.

### Multicovering / Components / Optional vers.



683

879

750

### Feet



PM921

### Ottoman



m

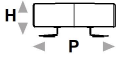

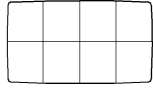
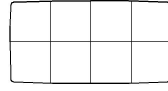
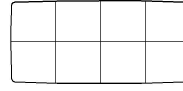
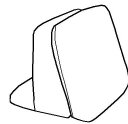


With the reservation of carrying for production purposes and without advanced notices modifications on the materials, coverings and dimensions of the product as indicated in the relevant specification. The given dimensions and volume are of indicative value being subject to the production process tolerances.

↑ fold following the dotted line ↑

# n\_bubble

 NICOLETTIHOME

L Length - H Height - D Depth - SH Seat Height - SD Seat Depth  
Dimensions refer to maximum sizes.

					
dimensions	L 105 H42 D105 SH- SD-	L 185 H42 D105 SH- SD-	L 205 H42 D105 SH- SD-	L 225 H42 D105 SH- SD-	L 67 H50 D46 SH- SD-
version code	160	159	158	157	879
Description	base 105x105	base 105x185	base 105x205	base 105x225	back cushions
					
L 50 H22 D55 SH- SD-	L 13 H13 D47 SH- SD-				
683	750				
armrest pillow	bolster				

↓ fold following the dotted line ↓