

N_Downtown_USA



NICOLETTIHOME

Model Code N8572

date of issue 16-11-21 revision 00

revision of 18-11-21 (the present replaces any previous versions)

Designer: Lauriero

Structure: pinewood, multilayer and plywood covered with polyurethane foam.

Spring system: elastic webbing

Seat Padding: seat cushions in ecological polyurethane foam covered with 100% polyester layer.

Back Padding: back cushions and headrests in ecological polyurethane foam covered with 100% polyester layer.

Arm Interior: armrests in ecological polyurethane foam covered with 100% polyester layer.

Removability: not available.

Sewing: leather covers feasible with contrast stitching in the colors available; cuts and sewing vary on microfiber (or fabric) covers.

Mechanisms: versions equipped with headrests that can be manually lifted. The height of the model with lift-up headrests is 95 cm. Versions 041/042 feature one single liftable headrest. Electric recliner versions are equipped with electrically powered metal mechanism operated by a button panel (downt) positioned on the seat sides. The maximum depth with open recliner is 153 cm.

Standard feet: the model is lifted 16 cm off the floor. Shiny metal PM2219 on armrest sides. Shiny metal PM2221 on rectangular ottoman version (635), shiny metal PM2218 on RHF/LHF chaise lounge (410/420) front and end sides. All mentioned feet are available in the following finish options: titanium, satinized, antique bronze or graubraun. Some versions may be equipped with hidden feet with a supporting structural function.

Density of seat and back

Markets	Seat	Back
I	35 Medium	28
D - NL - CH		
USA - California		
GB	37 fire retardant	28 fire retardant
Others	35 Medium	28


Note: when no values/contents are specified in the chart, please refer to 'Others' field/area.

Coverings

	suggested	not suggested	not possible
thick leathers	✓		
thin elastic leathers	✓		
natural leathers	✓		
fabric	✓		
microfibre	✓		
leather + split	✓		
DeLuxe			✓
multi colour**			✓
multi-category**			✓
multi covering**			✓

Please note: for not removable models, only one colour fabric covers are available.

Components / Optional vers.



downt

Feet



PM2219



PM2218

Ottoman

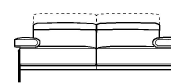
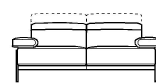
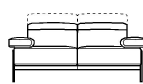
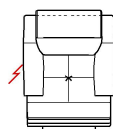
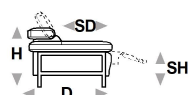
With the reservation of carrying for production purposes and without advanced notices modifications on the materials, coverings and dimensions of the product as indicated in the relevant specification. The given dimensions and volume are of indicative value being subject to the production process tolerances. For normal use, the following maximum loads are recommended: Armchairs max. 120 kg, 2-seat sofas max. 200 kg (2x100 kg), 3-seat sofas max. 240 kg (3x80 kg). Use with loads exceeding the indicated values may cause the sofa/armchair or its components to break.

↑ fold following the dotted line ↑

N_Downtown_USA

 NICOLETTIHOME

L Length - H Height - D Depth - SH Seat Height - SD Seat Depth
Dimensions refer to maximum sizes of the version with closed mechanism (where available).



dimensions

L 97
H75 D108 SH45 SD58

L 98
H75 D108 SH45 SD58

L 174
H75 D108 SH45 SD58

L 188
H75 D108 SH45 SD58

L 208
H75 D108 SH45 SD58

version code

190

566

200

240

300

Description

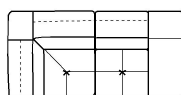
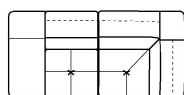
small chair

small chair el.
rec.

2 seater

2 1/2 seater

3 seater



L 110
H75 D110 SH45 SD58

L 225
H75 D110 SH45 SD58

L 225
H75 D110 SH45 SD58

L 62
H75 D108 SH45 SD58

L 69
H75 D108 SH45 SD58

rectangular
ottoman

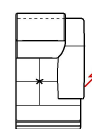
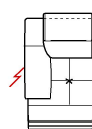
sq.corner
upliftab. headrest

lhf upl.headr.sq.
corn.chair

rhf upl.headr.
sq.corn.chair

small chair no
arm

chair without
armr.



L 79
H75 D108 SH45 SD58

L 87
H75 D108 SH45 SD58

L 87
H75 D108 SH45 SD58

L 88
H75 D108 SH45 SD58

L 88
H75 D108 SH45 SD58

L 94
H75 D108 SH45 SD58

maxi chair no
arm

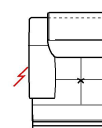
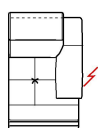
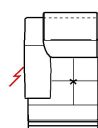
mini chair laf

mini chair raf

lhf el.rec.mini
chair

rhf el.rec.mini
chair

1 left arm facing
chair



L 94
H75 D108 SH45 SD58

L 95
H75 D108 SH45 SD58

L 95
H75 D108 SH45 SD58

L 104
H75 D108 SH45 SD58

L 104
H75 D108 SH45 SD58

L 105
H75 D108 SH45 SD58

1 right arm
facing chair

elec.rec.chair
1arm laf

elec.rec.chair
1arm raf

lhf maxi chair

rhf maxi chair

1laf maxi chair
rec.el

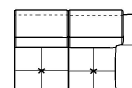
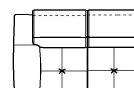
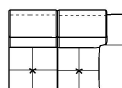
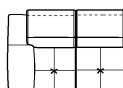
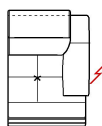
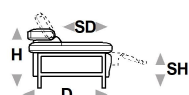
↓ fold following the dotted line ↓

↑ fold following the dotted line ↑

N_Downtown_USA

 NICOLETTIHOME

L Length - H Height - D Depth - SH Seat Height - SD Seat Depth
Dimensions refer to maximum sizes of the version with closed mechanism (where available).



dimensions

L 105
H75 D108 SH45 SD58

version code

612

Description

1raf maxi chair
rec.el

L 149

H75 D108 SH45 SD58

220

1left arm facing 2
str

L 149

H75 D108 SH45 SD58

210

1right arm facing
2 str

L 163

H75 D108 SH45 SD58

252

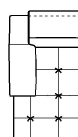
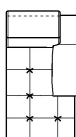
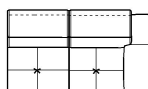
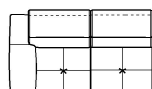
1 left arm fac. 2
1/2 str

L 163

H75 D108 SH45 SD58

251

1 right arm fac.2
1/2 str



L 183

H75 D108 SH45 SD58

320

1left arm facing 3
str

L 183

H75 D108 SH45 SD58

310

1right arm facing
3 str

L 94

H75 D166 SH45 SD116

410

chaise lon.rhf
arm fac

L 94

H75 D166 SH45 SD116

420

chaise lon.lhf
arm fac

↓ fold following the dotted line ↓