

N_Bellini



NICOLETTIHOME

Model Code N8567

date of issue 31-08-21 revision 00
revision of 17-09-21 (the present replaces any previous versions)

Designer: centro studi Nicoletti Home

Structure: pinewood, multilayer and plywood covered with polyurethane foam.

Spring system: elastic webbing.

Seat Padding: in ecological polyurethane foam covered with 100% polyester padding.

Back Padding: backrest cushions in ecological polyurethane foam covered with 100% polyester padding.

Arm Interior: armrest cushions in ecological polyurethane foam covered with 100% polyester padding.

Removability: not available.

Sewing: leather coverings feasible with contrast stitching in the colors available; cuts and sewing vary on microfiber (or fabric) coverings.

Standard feet: PM2222 on armrest sides, PM2223 on rectangular ottoman versions, RHF/LHF chaise longs and terminal sides, all in shiny metal h 16. Also available with satinized, titanium, graubraun and antique bronze. Some versions may be equipped with hidden feet with a supporting structural function.

Optional versions: vers. 654 and 652 in mollapiuma.

Density of seat and back

Markets	Seat	Back
I	35+ visco 50 Medium	28
D - NL - CH		
USA - California		
GB	37 + visco 50 fire retardant	27 fire retardant
Others	35 + visco 50 Medium	28

Note: when no values/contents are specified in the chart, please refer to "Others" field/area.

Coverings

	suggested	not suggested	not possible
thick leathers	✓		
thin elastic leathers	✓		
natural leathers	✓		
fabric	✓		
microfibre	✓		
leather + split			✓
DeLuxe			✓
multi colour			✓
multi-category			✓
multi covering			✓

Please note: for not removable models, only one colour fabric covers are available.

Multicovering / Components / Optional vers.



Feet



PM2222

PM2223

Ottoman



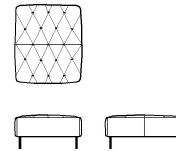
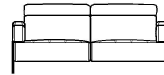
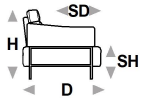
With the reservation of carrying for production purposes and without advanced notices modifications on the materials, coverings and dimensions of the product as indicated in the relevant specification. The given dimensions and volume are of indicative value being subject to the production process tolerances. For normal use, the following maximum loads are recommended: Armchairs max. 120 kg, 2-seat sofas max. 200 kg (2x100 kg), 3-seat sofas max. 240 kg (3x80 kg). Use with loads exceeding the indicated values may cause the sofa/armchair or its components to break.

↑ fold following the dotted line ↑

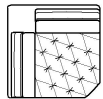
N_Bellini

NICOLETTIHOME

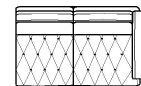
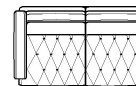
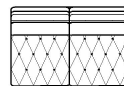
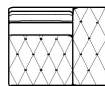
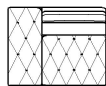
L Length - H Height - D Depth - SH Seat Height - SD Seat Depth
 Dimensions refer to maximum sizes of the version with closed mechanism (where available).



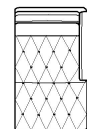
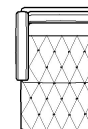
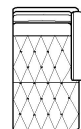
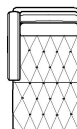
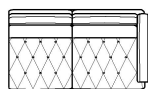
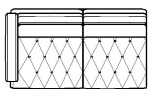
dimensions	L 106 H88 D100 SH43 SD64	L 182 H88 D100 SH43 SD64	L 198 H88 D100 SH42 SD64	L 85 H43 D100 SH- SD-	L 58 H43 D100 SH- SD-
version code	100	200	300	635	A99
Description	chair	2 seater	3 seater	rectangular ottoman	ottoman_x



L 118 H88 D118 SH43 SD64	L 82 H88 D100 SH43 SD64	L 74 H88 D100 SH43 SD64	L 90 H88 D100 SH43 SD64	L 90 H88 D100 SH43 SD64	L 98 H88 D100 SH43 SD64
040	130	D62	B69	B68	120
square corner	chair without armr.	small chair no arm	mini chair laf	mini chair raf	1 left arm facing chair



L 98 H88 D100 SH43 SD64	L 125 H88 D100 SH43 SD64	L 125 H88 D100 SH43 SD64	L 148 H88 D100 SH43 SD64	L 164 H88 D100 SH43 SD64	L 164 H88 D100 SH43 SD64
110	169	168	230	220	210
1 right arm facing chair	chr no arms mer.lft fac. term.	chr no arms mer.rgt fac.ter.	2 str with no arm.	1left arm facing 2 str	1right arm facing 2 str



L 180 H88 D100 SH43 SD64	L 180 H88 D100 SH43 SD64	L 90 H88 D155 SH43 SD119	L 90 H88 D155 SH43 SD119	L 98 H88 D155 SH43 SD119	L 98 H88 D155 SH43 SD119
320	310	598	597	420	410
1left arm facing 3 str	1right arm facing 3 str	mini chaise lon.lhf	mini chaise lon.rhf	chaise lon.lhf arm fac	chaise lon.rhf arm fac

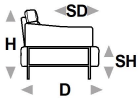
↓ fold following the dotted line ↓

↑ fold following the dotted line ↑

N_Bellini

 NICOLETTIHOME

L Length - H Height - D Depth - SH Seat Height - SD Seat Depth
Dimensions refer to maximum sizes of the version with closed mechanism (where available).



dimensions	L 59 H19 D9 SH- SD-	L 67 H19 D9 SH- SD-
version code	652	654
Description	2 seater lumbar support	3 seater lumbar support

↓ fold following the dotted line ↓