

N_Grunge



NICOLETTIHOME

Model Code N8585

date of issue 03-06-22 revision 00
revision of 03-06-22 (the present replaces any previous versions)

Designer: Jolie

Structure: pinewood, multilayer and plywood covered with polyurethane foam. Back cushions lean on a metal mechanism*.

Spring system: elastic webbing.

Seat Padding: in ecological polyurethane foam covered with 100% polyester padding.

Back Padding: in ecological polyurethane foam covered with 100% polyester padding.

Arm Interior: in ecological polyurethane foam covered with 100% polyester padding.

Removability: not available.

Sewing: leather covers feasible with contrast stitching in the colors available; cuts and sewing vary on microfiber (or fabric) covers.

Mechanisms: *the model is equipped with a metal mechanism that can be operated manually to move the back cushions backwards and forwards, to get different seat comforts. With backrests positioned backwards the seat depth lengthens by 41 cm, whereas the total depth of the model increases by 24 cm.

Standard feet: the model is lifted 17,5 cm off the floor. PM2207, in shiny metal, also available in the following color options: satinized, titanium, graubraun, antique bronze, red ruby O051, white grey O048, golden, green blue O068.

Density of seat and back kg/cbm (±5%) ⁽¹⁾

Markets	Seat	Back
I	35/32 Medium	24
D - NL - CH		
USA - California	35/32 soft	24 soft
GB	37/28 fire retardant	31 fire retardant
Others		

Note: when no values/contents are specified in the chart, please refer to 'Others' field/area.

⁽¹⁾Density: volume mass apparently determined on materials without any kind of covers and according to the UNI EN ISO 845 regulations. Indicated values refer to production averages; the Company reserves the right, if needed, to make changes to the declared technical characteristics. Before use, it is advisable to look at the SAFETY INFORMATION TECHNIQUE for info regarding use and protection of people and of the environment, in compliance with existing EEC regulations.

Coverings

	suggested	not suggested	not possible
thick leathers	✓		
thin elastic leathers	✓		
natural leathers	✓		
fabric	✓		
microfibre	✓		
leather + split			✓
DeLuxe			✓
multi colour**			✓
multi-category**			✓
multi covering**			✓

Please note: for not removable models, only one colour fabric covers are available.

Components / Optional vers.

--	--	--

Feet

		
--	--	--

PM2207

--	--	--

Ottoman

--	--	--

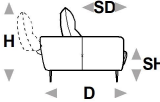
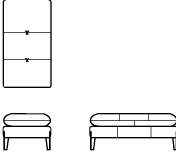
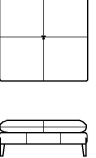
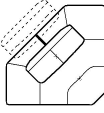
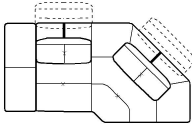
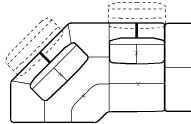
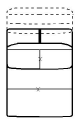
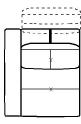
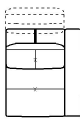
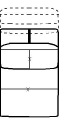
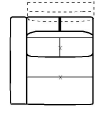
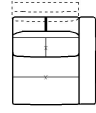
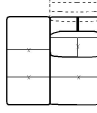
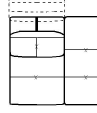
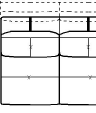
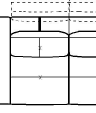
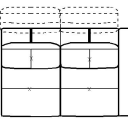
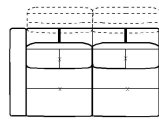
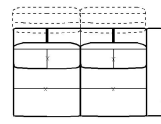
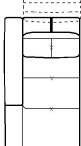
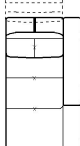
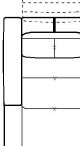
With the reservation of carrying for production purposes and without advanced notices modifications on the materials, coverings and dimensions of the product as indicated in the relevant specification. The given dimensions and volume are of indicative value being subject to the production process tolerances. For normal use, the following maximum loads are recommended: Armchairs max. 120 kg, 2-seat sofas max. 200 kg (2x100 kg), 3-seat sofas max. 240 kg (3x80 kg). Use with loads exceeding the indicated values may cause the sofa/armchair or its components to break.

↑ fold following the dotted line ↑

N_Grunge

NICOLETTIHOME

L Length - H Height - D Depth - SH Seat Height - SD Seat Depth
Dimensions refer to maximum sizes of the version with closed mechanism (where available).

 dimensions version code Description	L 194 H96 D113 SH43 SD57 200 2 seater	L 214 H96 D113 SH43 SD57 300 3 seater	 L 70 H43 D113 SH- SD- 635 rectangular ottoman	 L 113 H43 D113 SH- SD- 560 big ottoman	 L 117 H96 D117 SH43 SD57 D10 movable back square corner
 L 232 H96 D116 SH43 SD57 D12 mov.back lhf end sq.co.chair	 L 232 H96 D116 SH43 SD57 D11 mov.back rhf end sq.co.chair	 L 75 H96 D113 SH43 SD57 130 chair without armr.	 L 97 H96 D113 SH43 SD57 120 1 left arm facing chair	 L 97 H96 D113 SH43 SD57 110 1 right arm facing chair	 L 85 H96 D113 SH43 SD57 144 maxi chair no arm
 L 107 H96 D113 SH43 SD57 124 lhf maxi chair	 L 107 H96 D113 SH43 SD57 114 rhf maxi chair	 L 115 H96 D113 SH43 SD57 169 chr no arms mer.lft fac. term.	 L 115 H96 D113 SH43 SD57 168 chr no arms mer.rgt fac.ter.	 L 150 H96 D113 SH43 SD57 230 2 str with no arm.	 L 172 H96 D113 SH43 SD57 220 1left arm facing 2 str
 L 172 H96 D113 SH43 SD57 210 1right arm facing 2 str	 L 192 H96 D113 SH43 SD57 320 1left arm facing 3 str	 L 192 H96 D113 SH43 SD57 310 1right arm facing 3 str	 L 97 H96 D158 SH43 SD102 420 chaise lon.lhf arm fac	 L 97 H96 D158 SH43 SD102 410 chaise lon.rhf arm fac	 L 107 H96 D158 SH43 SD102 602 maxi chaise lon.lft arm fac.

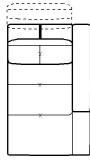
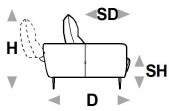
↓ fold following the dotted line ↓

↑ fold following the dotted line ↑

N_Grunge

 NICOLETTIHOME®

L Length - H Height - D Depth - SH Seat Height - SD Seat Depth
Dimensions refer to maximum sizes of the version with closed mechanism (where available).



dimensions

L 107
H96 D158 SH43 SD102

version code

601

Description

maxi chaise
lon.rgt arm fac.

↓ fold following the dotted line ↓