

N_Bramble



NICOLETTIHOME

Model Code N8583

date of issue 24-05-22 revision 00
revision of 03-06-22 (the present replaces any previous versions)

Designer: CENTRO STUDI NICOLETTI HOME

Structure: pinewood, multilayer and plywood covered with polyurethane foam.

Spring system: elastic webbing

Seat Padding: in ecologic polyurethane foam covered with 100% polyester layer

Back Padding: back cushions and headrests in ecologic polyurethane foam covered with 100% polyester layer

Arm Interior: in ecologic polyurethane foam covered with 100% polyester layer

Removability: not available

Sewing: leather covers feasible with contrast stitching in the colors available; cuts and sewing vary on microfiber (or fabric) covers.

Mechanisms: electric recliner versions equipped with headrests with a double movement, reclining (manual mechanism) and liftable (electric mechanism), operated by a button pad positioned on the side of the seat. The height of the model with lifted headrest is 101 cm. Electric recliner versions are also equipped with an electric recliner mechanism, operated by a button pad positioned on the seat sides. The maximum depth of the open recliner is 163 cm. All fixed versions, sq. corner version (040) and mer. chair sq. corner (041/042) feature non movable headrests.

Standard feet: shiny metal PM2248, h. 13 cm, also available in graubraun, satinized, titanium, antique bronze. Some versions may be equipped with hidden feet with a supporting structural function.

Optional feet: rosewood colored beech-wood PL2247, h. 13 cm, also available in black, cherry, dark walnut, light walnut, silver and natural.

Density of seat and back kg/cbm (±5%) ⁽¹⁾

Markets	Seat	Back
I	35 Medium	27
D - NL - CH		
USA - California		
GB	37 fire retardant	31 fire retardant
Others	35 Medium	27

Note: when no values/contents are specified in the chart, please refer to 'Others' field/area.

⁽¹⁾Density: volume mass apparently determined on materials without any kind of covers and according to the UNI EN ISO 845 regulations. Indicated values refer to production averages; the Company reserves the right, if needed, to make changes to the declared technical characteristics. Before use, it is advisable to look at the SAFETY INFORMATION TECHNIQUE for info regarding use and protection of people and of the environment, in compliance with existing EEC regulations.

Coverings

	suggested	not suggested	not possible
thick leathers	✓		
thin elastic leathers	✓		
natural leathers	✓		
fabric	✓		
microfibre	✓		
leather + split			✓
DeLuxe			✓
multi colour**			✓
multi-category**			✓
multi covering**			✓

Please note: for not removable models, only one colour fabric covers are available.

Components / Optional vers.



Feet



PM2248

PL2247



Ottoman



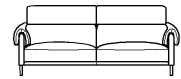
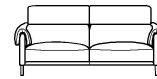
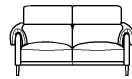
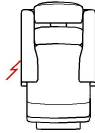
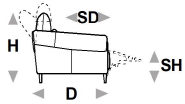
With the reservation of carrying for production purposes and without advanced notices modifications on the materials, coverings and dimensions of the product as indicated in the relevant specification. The given dimensions and volume are of indicative value being subject to the production process tolerances. For normal use, the following maximum loads are recommended: Armchairs max. 120 kg, 2-seat sofas max. 200 kg (2x100 kg), 3-seat sofas max. 240 kg (3x80 kg). Use with loads exceeding the indicated values may cause the sofa/armchair or its components to break.

↑ fold following the dotted line ↑

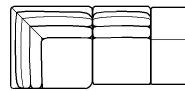
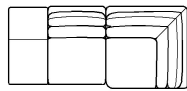
N_Bramble

NICOLETTIHOME

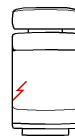
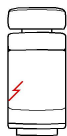
L Length - H Height - D Depth - SH Seat Height - SD Seat Depth
Dimensions refer to maximum sizes of the version with closed mechanism (where available).



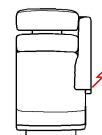
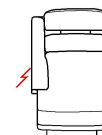
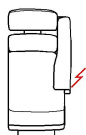
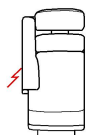
dimensions	L 106 H89 D99 SH43 SD59	L 106 H89 D99 SH43 SD59	L 164 H89 D99 SH43 SD59	L 196 H89 D99 SH43 SD59	L 216 H89 D99 SH43 SD59
version code	100	161	200	240	300
Description	chair	chair with elec.recl.	2 seater	2 1/2 seater	3 seater



L 74 H43 D85 SH43 SD-	L 104 H89 D104 SH43 SD59	L 228 H89 D104 SH43 SD59	L 228 H89 D104 SH43 SD59	L 58 H89 D99 SH43 SD59	L 58 H89 D99 SH43 SD59
635	040	042	041	D62	106
rectangular ottoman	square corner	sq.cor.chr.sq.ter.leftsq.cor.chr.sq.ter. fac.	sq.cor.chr.sq.ter.righsq.cor.chr.sq.ter. rig.fac.	small chair no arm	armless mini chair elec.rec.



L 74 H89 D99 SH43 SD59	L 74 H89 D99 SH43 SD59	L 84 H89 D99 SH43 SD59	L 84 H89 D99 SH43 SD59	L 82 H89 D99 SH43 SD59	L 82 H89 D99 SH43 SD59
130	E95	144	182	B69	B68
chair without armr.	elec.recl.armless chair	maxi chair no arm	el.rec.arml.maxi chair	mini chair laf	mini chair raf



L 82 H89 D99 SH43 SD59	L 82 H89 D99 SH43 SD59	L 98 H89 D99 SH43 SD59	L 98 H89 D99 SH43 SD59	L 98 H89 D99 SH43 SD59	L 98 H89 D99 SH43 SD59
C37	C36	120	110	174	173
lhf el.rec.mini chair	rhf el.rec.mini chair	1 left arm facing chair	1 right arm facing chair	elec.rec.chair 1arm laf	elec.rec.chair 1arm raf

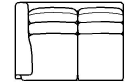
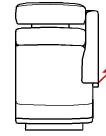
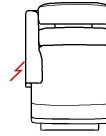
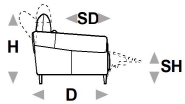
↓ fold following the dotted line ↓

↑ fold following the dotted line ↑

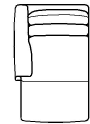
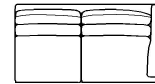
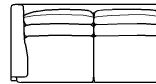
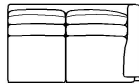
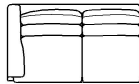
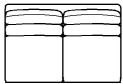
N_Bramble

 NICOLETTIHOME

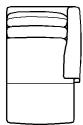
L Length - H Height - D Depth - SH Seat Height - SD Seat Depth
 Dimensions refer to maximum sizes of the version with closed mechanism (where available).



dimensions	L 108 H89 D99 SH43 SD59	L 108 H89 D99 SH43 SD59	L 108 H89 D99 SH43 SD59	L 108 H89 D99 SH43 SD59	L 140 H89 D99 SH43 SD59
version code	124	114	613	612	220
Description	lhf maxi chair	rhf maxi chair	1laf maxi chair rec.el	1raf maxi chair rec.el	1left arm facing 2 str



L 148 H89 D99 SH43 SD59	L 172 H89 D99 SH43 SD59	L 172 H89 D99 SH43 SD59	L 192 H89 D99 SH43 SD59	L 192 H89 D99 SH43 SD59	L 98 H89 D149 SH43 SD109
243	252	251	320	310	420
2 1/2 seater with no armrests	1 left arm fac. 2 1/2 str	1 right arm fac.2 1/2 str	1left arm facing 3 str	1right arm facing 3 str	chaise lon.lhf arm fac



L 98 H89 D149 SH43 SD109
410
chaise lon.rhf arm fac

↓ fold following the dotted line ↓