
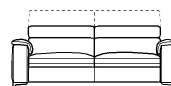
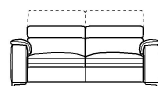
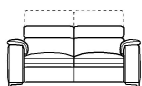
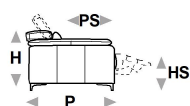


↑ piegare lungo la linea tratteggiata ↑

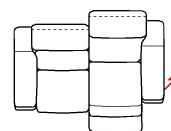
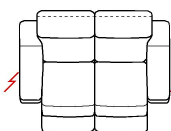
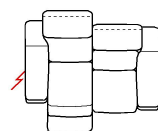
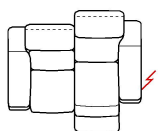
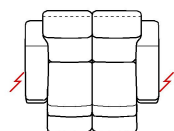
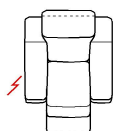
# n\_louise

NICOLETTIHOME

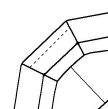
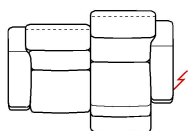
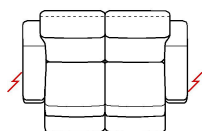
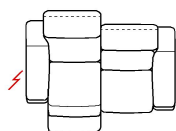
L Lunghezza - H Altezza - P Profondità - HS Altezza di seduta - PS Profondità di seduta  
Le dimensioni si riferiscono al massimo ingombro della versione con meccanismo chiuso dove previsto.



dimensioni	L 110 H79 P108 HS46 PS58	L 170 H79 P108 HS46 PS58	L 190 H79 P108 HS46 PS58	L 210 H79 P108 HS46 PS58	L 80 H46 P70 HS46 PS-
codice versione	100	200	240	300	635
Descrizione	poltrona	div.2 posti	div.2p1/2	div.3 posti	pouf rettang.



L 112 H79 P108 HS46 PS58	L 173 H79 P108 HS46 PS58	L 171 H79 P108 HS46 PS58	L 171 H79 P108 HS46 PS58	L 193 H79 P108 HS46 PS58	L 191 H79 P108 HS46 PS58
161	408	393	394	G03	G04
pol. rec.elet.	2p2 rec.dx-sx el.	d.2p 1re.el.dx	d.2p 1re.el.sx	d.2p 1/2 2 re.dx-sx el.	d.2p1/2 1r.dx el.



L 191 H79 P108 HS46 PS58	L 213 H79 P108 HS46 PS58	L 211 H79 P108 HS46 PS58	L 211 H79 P108 HS46 PS58	L 128 H79 P128 HS46 PS58	L 108 H79 P108 HS46 PS58
G05	T09	T07	T08	000	E35
d.2p1/2 1r.sx el	3p 2cus.2r.el.dx-sx	3p 2cus.1r.el.dx	3p 2cus.1r.el.sx	angolo	ang.q.pogg.soll.



L 228 H79 P110 HS46 PS58	L 228 H79 P110 HS46 PS58	L 228 H79 P110 HS46 PS58	L 228 H79 P110 HS46 PS58	L 70 H79 P108 HS46 PS58	L 95 H79 P108 HS46 PS58
C47	C48	041	042	130	110
a.q.p.f.pogg.sol.dx	a.q.p.f.pogg.sol.sx	ang.q.polt.t.dx	ang.q.polt.t.sx	polt. sb	polt. 1b dx

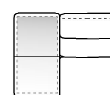
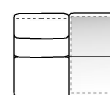
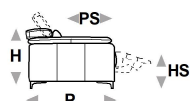
↓ piegare lungo la linea tratteggiata ↓

↑ piegare lungo la linea tratteggiata ↑

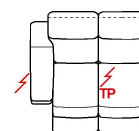
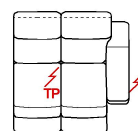
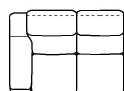
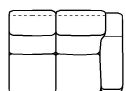
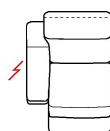
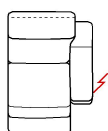
# n\_louise

NICOLETTIHOME

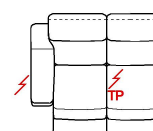
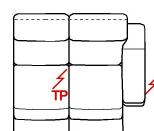
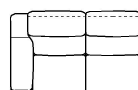
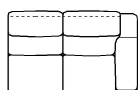
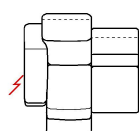
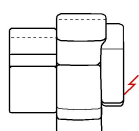
L Lunghezza - H Altezza - P Profondità - HS Altezza di seduta - PS Profondità di seduta  
Le dimensioni si riferiscono al massimo ingombro della versione con meccanismo chiuso dove previsto.



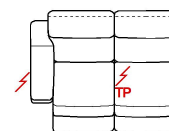
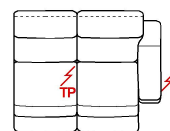
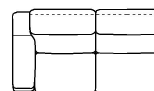
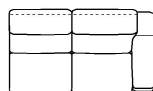
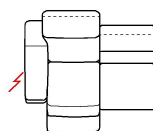
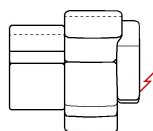
dimensioni	L 95 H79 P108 HS46 PS58	L 118 H79 P108 HS46 PS58	L 118 H79 P108 HS46 PS58	L 128 H79 P108 HS46 PS58	L 128 H79 P108 HS46 PS58
codice versione	120	168	169	QC0	QC1
Descrizione	pol.1b sx	p.sb ter.m.dx	p.sb ter.m.sx	pol.sb term.contenit.dx	pol.sb term.contenit.sx



L 97 H79 P108 HS46 PS58	L 97 H79 P108 HS46 PS58	L 145 H79 P108 HS46 PS58	L 145 H79 P108 HS46 PS58	L 148 H79 P108 HS46 PS58	L 148 H79 P108 HS46 PS58
173	174	210	220	B11	B12
pol.1bdx rec.elet.	pol.1bsx rec.elet.	div.2p 1b dx	div.2p 1b sx	div.2p 1b dx 2 rec.el.	div.2p 1b sx 2 rec.el.



L 146 H79 P108 HS46 PS58	L 146 H79 P108 HS46 PS58	L 165 H79 P108 HS46 PS58	L 165 H79 P108 HS46 PS58	L 168 H79 P108 HS46 PS58	L 168 H79 P108 HS46 PS58
395	396	251	252	B15	B16
d.2p1bdx r.el.	d.2p1bsx r.el.	div.2p1/2 1br dx	div.2p1/2 1br sx	d.2p1/2 1br dx 2 r.el.	d.2p 1/21br sx 2 r.el.



L 166 H79 P108 HS46 PS58	L 166 H79 P108 HS46 PS58	L 185 H79 P108 HS46 PS58	L 185 H79 P108 HS46 PS58	L 188 H79 P108 HS46 PS58	L 188 H79 P108 HS46 PS58
G06	G07	310	320	C34	C35
d.2p1/2 1bdx r.el.	d.2p 1/2 1bsx r.el.	div.3 p.1b dx	div.3 p.1b sx	div.3p 1bdx 2 rec.el.	div.3p 1bsx 2 rec.el.

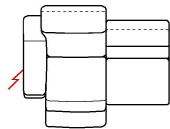
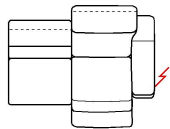
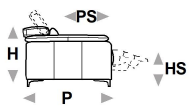
↓ piegare lungo la linea tratteggiata ↓

↑ piegare lungo la linea tratteggiata ↑

# n\_louise

NICOLETTIHOME

L Lunghezza - H Altezza - P Profondità - HS Altezza di seduta - PS Profondità di seduta  
Le dimensioni si riferiscono al massimo ingombro della versione con meccanismo chiuso dove previsto.



dimensioni	L 186 H79 P108 HS46 PS58	L 186 H79 P108 HS46 PS58	L 95 H79 P168 HS46 PS118	L 95 H79 P168 HS46 PS118	L 51 H64 P105 HS64 PS-
codice versione	403	404	410	420	178
Descrizione	d.3p 1bdx r.el.	d.3p 1bsx r.el.	chaise long.bdx	chaise long.bsx	tavolino teatro

↓ piegare lungo la linea tratteggiata ↓