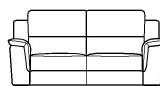
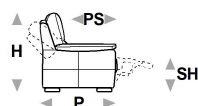


↑ piegare lungo la linea tratteggiata ↑

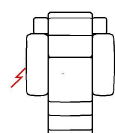
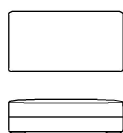
# n\_Ostuni

NICOLETTIHOME

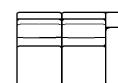
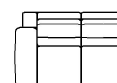
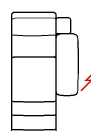
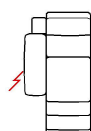
L Lunghezza - H Altezza - P Profondità - HS Altezza di seduta - PS Profondità di seduta  
Le dimensioni si riferiscono al massimo ingombro della versione con meccanismo chiuso dove previsto.



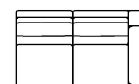
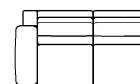
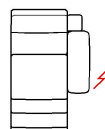
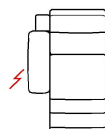
dimensioni	L 111 H100 P97 HS47 PS56	L 168 H100 P97 HS47 PS56	L 198 H100 P97 HS47 PS56	L 216 H100 P97 HS47 PS56	L 66 H48 P66 HS- PS- N50
codice versione	100	200	240	300	N50
Descrizione	poltrona	div.2 posti	div.2p1/2	div.3 posti	pouf contenitore



L 146 H47 P76 HS- PS- 641	L 113 H100 P97 HS47 PS56 161	L 107 H100 P107 HS47 PS56 000	L 57 H100 P97 HS47 PS56 D62	L 72 H100 P97 HS47 PS56 130	L 81 H100 P97 HS47 PS56 144
pouf rettang.maxi	pol. rec.elet.	angolo	pol.t. sb mini	pol.t. sb	pol.sb maxi



L 84 H100 P97 HS47 PS56 B69	L 84 H100 P97 HS47 PS56 B68	L 85 H100 P3 HS47 PS56 C37	L 85 H100 P3 HS47 PS56 C36	L 141 H100 P97 HS47 PS56 220	L 141 H100 P97 HS47 PS56 210
pol.t.mini 1b sx	pol.t.mini 1b dx	pol.mini 1b sx r.el.	pol.mini 1b dx r.el.	div.2p 1b sx	div.2p 1b dx



L 99 H100 P97 HS47 PS56 120	L 99 H100 P97 HS47 PS56 110	L 100 H100 P97 HS47 PS56 174	L 100 H100 P97 HS47 PS56 173	L 171 H100 P97 HS47 PS56 252	L 171 H100 P97 HS47 PS56 251
pol.t.1b sx	pol.t. 1b dx	pol.1bsx rec.elet.	pol.1bdx rec.elet.	div.2p1/2 1br sx	div.2p1/2 1br dx

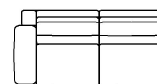
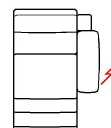
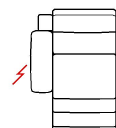
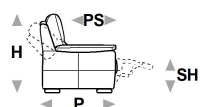
↓ piegare lungo la linea tratteggiata ↓

↑ piegare lungo la linea tratteggiata ↑

# n\_Ostuni

NICOLETTIHOME

L Lunghezza - H Altezza - P Profondità - HS Altezza di seduta - PS Profondità di seduta  
Le dimensioni si riferiscono al massimo ingombro della versione con meccanismo chiuso dove previsto.



dimensioni	L 108 H100 P97 HS47 PS56	L 108 H100 P97 HS47 PS56	L 109 H100 P97 HS47 PS56	L 109 H100 P97 HS47 PS56	L 189 H100 P97 HS47 PS56
codice versione	124	114	613	612	320
Descrizione	pol.1bsx maxi	pol.1bdx maxi	polt. maxi 1bsx rec.el	polt. maxi 1bdx rec.el	div.3 p.1b sx



L 189 H100 P97 HS47 PS56
310
div.3 p.1b dx

↓ piegare lungo la linea tratteggiata ↓