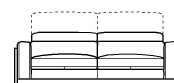
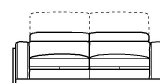
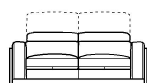
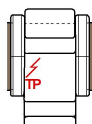
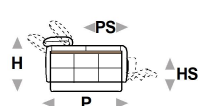


↑ piegare lungo la linea tratteggiata ↑

# N\_Cubic

NICOLETTIHOME

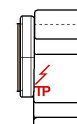
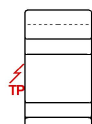
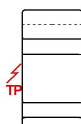
L Lunghezza - H Altezza - P Profondità - HS Altezza di seduta - PS Profondità di seduta  
Le dimensioni si riferiscono al massimo ingombro della versione con meccanismo chiuso dove previsto.



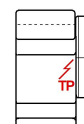
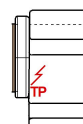
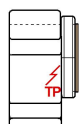
dimensioni	L 108 H69 P106 HS42 PS59	L 109 H69 P106 HS42 PS59	L 174 H69 P106 HS42 PS59	L 194 H69 P106 HS42 PS59	L 210 H69 P106 HS42 PS59
codice versione	100	161	200	240	300
Descrizione	poltrona	pol. rec.elet.	div.2 posti	div.2p1/2	div.3 posti



L 94 H42 P72 HS- PS- 635	L 237 H69 P110 HS42 PS59 C 48	L 237 H69 P110 HS42 PS59 C 47	L 110 H69 P110 HS42 PS84 E 35	L 66 H69 P106 HS42 PS59 D 62	L 76 H69 P106 HS42 PS59 130
pouf rettang.	ang.q.p.t.pog. sol.sx	ang.q.p.t.pog. sol.dx	ang.q.pogg.soll.	pol.t. sb mini	pol.t. sb



L 77 H69 P106 HS42 PS59 E 95	L 84 H69 P106 HS42 PS59 144	L 85 H69 P106 HS42 PS59 182	L 87 H69 P106 HS42 PS59 B 69	L 87 H69 P106 HS42 PS59 B 68	L 88 H69 P106 HS42 PS59 C 37
pol.sb re.el.	pol.sb maxi	p.sb maxi rec.el.	pol.t.mini 1b sx	pol.t.mini 1b dx	pol.mini 1bsx r.el.



L 88 H69 P106 HS42 PS59 C 36	L 97 H69 P106 HS42 PS59 120	L 97 H69 P106 HS42 PS59 110	L 98 H69 P106 HS42 PS59 174	L 98 H69 P106 HS42 PS59 173	L 105 H69 P106 HS42 PS59 124
pol.mini 1bdx r.el.	pol.t.1b sx	pol.t. 1b dx	pol.1bsx rec.elet.	pol.1bdx rec.elet.	pol.1bsx maxi

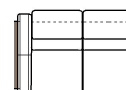
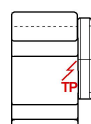
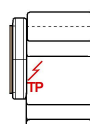
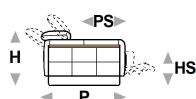
↓ piegare lungo la linea tratteggiata ↓

↑ piegare lungo la linea tratteggiata ↑

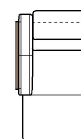
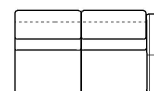
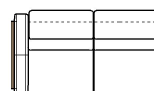
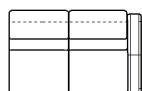
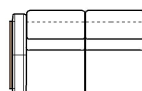
# N\_Cubic

 NICOLETTIHOME

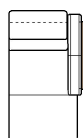
L Lunghezza - H Altezza - P Profondità - HS Altezza di seduta - PS Profondità di seduta  
Le dimensioni si riferiscono al massimo ingombro della versione con meccanismo chiuso dove previsto.



dimensioni	L 105 H69 P106 HS42 PS59	L 106 H69 P106 HS42 PS59	L 106 H69 P106 HS42 PS59	L 153 H69 P106 HS42 PS59	L 153 H69 P106 HS42 PS59
codice versione	114	613	612	220	210
Descrizione	pol.1bdx maxi	p. maxi 1bsx r.el	p. maxi 1bdx r.el	div.2p 1b sx	div.2p 1b dx



L 152 H69 P106 HS42 PS59	L 173 H69 P106 HS42 PS59	L 173 H69 P106 HS42 PS59	L 189 H69 P106 HS42 PS59	L 189 H69 P106 HS42 PS59	L 97 H69 P166 HS42 PS119
243	252	251	320	310	420
div.2p1/2 sb	div.2p1/2 1br sx	div.2p1/2 1br dx	div.3 p.1b sx	div.3 p.1b dx	chaise long.bsx



L 97 H69 P166 HS42 PS119
410
chaise long.bdx

↓ piegare lungo la linea tratteggiata ↓